

A person wearing a blue and white plaid shirt is shown from the side, working on a yellow and grey remote control device. The device has a small screen and several buttons. The person's hands are positioned to adjust or inspect a component on the device. The background is a blurred outdoor setting with green grass and a building with windows.

SPARE PARTS
AND
ACCESSORIES

2021

STIGA

Spare Parts and Accessories 2021

THE NEW STIGA POWER

| | |
|----------------------------|---|
| Battery harness | 8 |
| Battery simulator | 8 |
| 20V batteries and chargers | 8 |
| 48V batteries and chargers | 9 |
| Stiga engines | 9 |



ROBOT MOWERS

| | |
|--|----|
| Installation STIG E-series | 11 |
| Maintenance Autoclip models | 11 |
| Electronics Autoclip models | 11 |
| Wheels Autoclip models | 12 |
| Blades Autoclip models | 12 |
| Batteries and chargers Autoclip models | 13 |
| Installation | 13 |



CHAINSAWS

| | |
|----------------------|----|
| Chains | 15 |
| Files and filing kit | 17 |
| Battery and charger | 17 |



BRUSH CUTTERS AND TRIMMERS

| | |
|---------------------------|----|
| Trimmer heads | 19 |
| Trimmer lines | 20 |
| Blades, guards and straps | 22 |
| Batteries and chargers | 22 |



GARDEN MULTI-MATE

| | |
|-------------|----|
| Accessories | 24 |
|-------------|----|



CLEANING RANGE

| | |
|---|----|
| Accessories for high pressure cleaners | 26 |
| Starting kit for high pressure cleaners | 27 |
| Attachments for sweepers | 27 |



LAWN MOWERS

| | |
|--------------------------------|----|
| Blades | 29 |
| Blade holders | 31 |
| Belts | 32 |
| Lithium batteries and chargers | 33 |
| Starter batteries and chargers | 33 |
| Mulching kit | 34 |
| Maintenance | 34 |



FRONT MOWERS

| | |
|--------------------------------|----|
| Attachments for Park | 36 |
| Attachments for Villa | 40 |
| Blades | 41 |
| Belts | 42 |
| Blade holders | 44 |
| Starter batteries and chargers | 45 |
| Steering wires | 45 |



ZERO TURN MOWERS

| | |
|-------------|----|
| Attachments | 47 |
| Blades | 47 |
| Belts | 47 |
| Batteries | 47 |



LAWN TRACTORS

| | |
|--------------------------------|----|
| Attachments for Estate | 49 |
| Attachments for Tornado | 50 |
| Attachments for Combi | 50 |
| Blades | 53 |
| Belts | 54 |
| Blade holders | 55 |
| Starter batteries and chargers | 55 |



SNOW THROWERS, TILLERS, SCARIFIERS

| | |
|----------------------------------|----|
| Attachments for tillers | 57 |
| Attachments for Silex 95 and 103 | 57 |
| Belts for snow throwers | 58 |
| Maintenance for snow throwers | 58 |
| Others for snow throwers | 59 |
| Belts for tillers | 59 |
| Batteries and chargers | 59 |
| Belts for scarifiers | 59 |



ENGINE PARTS

| | |
|-------------|----|
| Filters | 61 |
| Spark plugs | 61 |



LUBRICANTS & CANS

| | |
|------------------|----|
| Chain oil | 63 |
| 2 stroke oil | 63 |
| 4 stroke oil | 64 |
| Transmission oil | 65 |
| Grease | 65 |
| Cans | 65 |



SAFETY CLOTHING

| | |
|---------------------|----|
| Forestral jacket | 67 |
| Protective trousers | 67 |
| Protective leggings | 68 |
| Technical gloves | 68 |
| Braces | 69 |
| Helmet | 69 |



TECHNICAL SECTION

| | |
|-------------------|----|
| Technical section | 71 |
|-------------------|----|



Official Genuine Parts

This wide range of STIGA Spare Parts, attachments and accessories is built on the long experience in designing and manufacturing of garden machinery and it is suitable for all STIGA products.

Developed together with the machines, these accessories enable you to always get **high performances in total safety**.

Strict tests, careful checks during all the Processes, **high quality of raw material** and **perfect applicability** on the machines are the fundamental elements which make STIGA Spare Parts and Accessories different from other general after-market products.

Only original STIGA Spare Parts and Accessories are tested and approved by the home-factory ensuring total safety during use, especially for potentially dangerous parts, such as blades.

For these reasons, during all the maintenance activities, it is fundamental to verify that the broken or damaged part is substituted only by original STIGA Spare Parts and Accessories.

All the technical and fitting information can be easily found in the present catalogue.

**STIGA Spare Parts and Accessories:
Guaranteed quality and safety.**

STIGA Connect*

<https://STIGA.ev-portal.com>

* log-in and password are required. Contact your STIGA referent to get your credentials.
STIGA reserves the right of making both technical and aesthetic changes to the products without notice.

The first battery generation that has been developed, tested and produced by STIGA.

Switching to battery is a garden lifestyle trend, that's here to stay and will continue to accelerate. At STIGA, we engineer our battery power for our consumers to be at the cutting edge. STIGA E-Power is the flexible energy that can be used with any tool. This battery has been developed and tested in all configurations for the ultimate in flexibility, safety and efficiency.



POWERED BY
STIGA

Designed by STIGA,
for STIGA machines

STIGA engines are not only designed to fit STIGA machines in terms of style and dimensions: the engines' performance and torque curve are specifically developed to match the machine they equip and the kind of work it needs to manage. STIGA engines enhance the machines' performances, because they are studied to make the machine give its best in any working condition.

20V BATTERY SYSTEM

- The battery is perfectly integrated in the machines and tools and it disappears when plugged in
- State of charge always visible, thanks to the 4 LED
- Venting holes prevent overheating and extend battery life
- Smart features include tool recognition to always give the most suitable performance

ESSENTIAL
SERIES 100



48V BATTERY SYSTEM

- Shares the same DNA with the 500 Series, as well as with the 900 Series
- Smart tool recognition to allow the tool the most appropriate setting for best performance
- Advanced communication between battery and tool
- Integrated black box stores information of the entire battery life-cycle

EXPERIENCE
SERIES 500
SERIES 700

EXPERT
SERIES 900





BATTERY HARNESS

- The hero of the 900 Series hand held system is the Battery harness (SBH 900 AE)
- It is the power carrier, clearing the tool of the battery weight and doubling the power at your disposal.
- It is flexible - can host 2 E-Power batteries of any amperage.
- You plug the batteries in and they work one at a time. Once one battery is at the end of its charge, you simply select the second and continue to work.

EXPERT SERIES 900

Battery harness

| Code | EAN | Name | Weight |
|---------------|---------------|------------|--------|
| 279050008/ST1 | 8008984844339 | SBH 900 AE | 3,4 Kg |

Battery simulator

| Code | EAN | Name | Weight |
|---------------|---------------|-------|--------|
| 277010008/ST1 | 8008984847989 | E 400 | 0,9 Kg |



BATTERIES AND CHARGERS

20V batteries



| Code | EAN | Name | Capacity | Energy | Charging time | Weight | Fits for |
|---------------|---------------|------|----------|--------|---------------|---------|---|
| 271012008/ST1 | 8008984843912 | E 22 | 2.0 Ah | 36 Wh | 70 min | 0,39 Kg | SGT 100 AE Kit - SHT 100 AE Kit - SAB 100 AE Kit - SMT 100 AE Kit COLLECTOR 132 AE Kit - COLLECTOR 136 AE Kit - COLLECTOR 140 AE Kit |
| 271014008/ST1 | 8008984843929 | E 24 | 4.0 Ah | 72 Wh | 140 min | 0,65 Kg | SGT 100 AE Kit - SHT 100 AE Kit - SAB 100 AE Kit - SMT 100 AE Kit COLLECTOR 132 AE Kit - COLLECTOR 136 AE Kit - COLLECTOR 140 AE Kit |

20V chargers



| Code | EAN | Name | Type | Amperage | Weight | Plug type | Fits for |
|--------------|---------------|----------|-----------------|----------|---------|-----------|---|
| 271020000/21 | 8008984841185 | C 215 S | Single Standard | 2.0 A | 0,35 Kg | EU PLUG | SGT 100 AE Kit - SHT 100 AE Kit - SAB 100 AE Kit - SMT 100 AE Kit COLLECTOR 132 AE Kit - COLLECTOR 136 AE Kit - COLLECTOR 140 AE Kit |
| 271020100/21 | 8008984841192 | C 215 D | Dual Standard | 2.0 A | 0,6 Kg | EU PLUG | SGT 100 AE Kit - SHT 100 AE Kit - SAB 100 AE Kit - SMT 100 AE Kit COLLECTOR 132 AE Kit - COLLECTOR 136 AE Kit - COLLECTOR 140 AE Kit |
| 271021000/21 | 8008984841208 | C 215 SU | Single Standard | 2.0 A | 0,35 Kg | BS PLUG | SGT 100 AE Kit - SHT 100 AE Kit - SAB 100 AE Kit - SMT 100 AE Kit COLLECTOR 132 AE Kit - COLLECTOR 136 AE Kit - COLLECTOR 140 AE Kit |
| 271021100/21 | 8008984841222 | C 215 DU | Dual Standard | 2.0 A | 0,6 Kg | BS PLUG | SGT 100 AE Kit - SHT 100 AE Kit - SAB 100 AE Kit - SMT 100 AE Kit COLLECTOR 132 AE Kit - COLLECTOR 136 AE Kit - COLLECTOR 140 AE Kit |

48V batteries



| Code | EAN | Name | Capacity | Energy | Charging time (std) | Charging time (fast) | Weight | Fits for |
|---------------|---------------|-------|----------|----------|---------------------|----------------------|--------|---|
| 277012008/ST1 | 8008984844216 | E 420 | 2.0 Ah | 86.4 Wh | 90 min | 50 min | 0,9 Kg | SGT 500 AE - SBC 500 AE - SAB 500 AE - SHT 500 AE - SPR 500 AE SMT 500 AE - SBC 700 AE - SBC 700 D AE - SAB 700 AE - SHT 500 AE SPH 700 AE - SPS 700 AE - SLM 536 AE - SLM 540 AE - SLM 544 AE COLLECTOR 543 AE Kit - COLLECTOR 548 AE Kit |
| 277014008/ST1 | 8008984844223 | E 440 | 4.0 Ah | 172.8 Wh | 180 min | 110 min | 1,4 Kg | COLLECTOR 548 S AE Kit - MULTICLIP 547 AE Kit COMBI 743 Q AE Kit - COMBI 748 Q AE Kit - COMBI 748 Q AE MULTICLIP 747 AE Kit - MULTICLIP 747 AE - COMBI 748 SQ AE COMBI 753 SQ AE - MULTICLIP 747 S AE - MULTICLIP 750 S AE |
| 277015008/ST1 | 8008984844230 | E 450 | 5.0 Ah | 216 Wh | 220 min | 120 min | 1,5 Kg | |
| 277017008/ST1 | 8008984844247 | E 475 | 7.5 Ah | 324 Wh | 330 min | 180 min | 2,2 Kg | SBC 900 D AE - SAB 900 AE - SHT 900 AE - SPH 900 AE - COMBI 950 SQ AE - COMBI 955 SQ AE - TWINCLIP 950 SQ AE - MULTICLIP PRO 950 SX AE |

48V Chargers



| Code | EAN | Name | Type | Output current | Net weight | Plug type | Fits for |
|---------------|---------------|-----------|---------------|----------------|------------|-----------|--|
| 277020008/ST1 | 8008984844254 | EC 415 S | Standard | 1.5 A | 0,6 Kg | EU PLUG | SGT 500 AE - SBC 500 AE - SAB 500 AE - SHT 500 AE - SPR 500 AE - SMT 500 AE SBC 700 AE - SBC 700 D AE - SAB 700 AE - SHT 500 AE - SPH 700 AE - SPS 700 AE SBC 900 D AE - SAB 900 AE - SHT 900 AE - SPH 900 AE |
| 277030008/ST1 | 8008984844261 | EC 430 F | Fast | 3.0 A | 0,75 Kg | EU PLUG | SLM 536 AE - SLM 540 AE - SLM 544 AE - COLLECTOR 543 AE Kit - COLLECTOR 548 AE Kit COLLECTOR 548 S AE Kit - MULTICLIP 547 AE Kit - COMBI 743 Q AE Kit - COMBI 748 Q AE Kit COMBI 748 Q AE - MULTICLIP 747 AE Kit - MULTICLIP 747 AE - COMBI 748 SQ AE - COMBI 753 SQ AE MULTICLIP 747 S AE - MULTICLIP 750 S AE |
| 277020208/ST1 | 8008984844292 | EC 415 D | Dual Standard | 1.5 A | 1,0 Kg | EU PLUG | |
| 277021008/ST1 | 8008984844308 | EC 415 SU | Standard | 1.5 A | 0,6 Kg | BS PLUG | COMBI 950 SQ AE - COMBI 955 SQ AE |
| 277031008/ST1 | 8008984844315 | EC 430 FU | Fast | 3.0 A | 0,75 Kg | BS PLUG | TWINCLIP 950 SQ AE - MULTICLIP PRO 950 SX AE |
| 277021208/ST1 | 8008984845459 | EC 415 DU | Dual Standard | 1.5 A | 1,0 Kg | BS PLUG | |

ENGINE POWERED BY STIGA



| Code | EAN | Model | Displacement | Fits for |
|-------------|---------------|----------------|--------------|------------------------------|
| 118550941/1 | 7313323210418 | ST 140 | 139 cc | Lawn Mowers |
| 118551442/0 | 7313323207678 | ST 170 | 166 cc | Lawn Mowers |
| 118551443/0 | 7313323207685 | ST 170 LS | 166 cc | Lawn Mowers |
| 118551159/2 | 7313323210456 | ST 250 ES | 224 cc | Lawn Tractors |
| 118551424/1 | 7313323207821 | ST 350 | 352 cc | Lawn Tractors |
| 118550439/1 | 7313323210364 | ST 400 | 413 cc | Lawn Tractors & Front Mowers |
| 118550451/1 | 7313323210371 | ST 450 | 432 cc | Lawn Tractors & Front Mowers |
| 118550526/1 | 7313323210395 | ST 500 | 452 cc | Lawn Tractors & Front Mowers |
| 118551536/0 | 7313323211378 | ST 550 - 17 HP | 586 cc | Lawn Tractors & Front Mowers |
| 118551537/0 | 7313323211385 | ST 600 - 19 HP | 586 cc | Lawn Tractors & Front Mowers |
| 118551538/0 | 7313323211392 | ST 650 - 21 HP | 635 cc | Lawn Tractors & Front Mowers |
| 118551356/2 | 7313323252050 | WS 210 | 212 cc | Snow Thrower |
| 118552458/0 | 7313323252067 | WS 250 | 252 cc | Snow Thrower |
| 118552459/0 | 7313323252074 | WS 300 | 302 cc | Snow Thrower |
| 118552460/0 | 7313323252081 | WS 380 | 375 cc | Snow Thrower |
| 118552461/0 | 7313323252098 | WS 420 | 420 cc | Snow Thrower |

Robot Mowers



INSTALLATION

| Code | EAN | Pos | Description | Fits for | Specification |
|--------------|---------------|-----|-----------------------------|----------|---------------------------------|
| 1127-0000-01 | 7313324006638 | - | Cable reel 150 mt | STIG | Ø 2.7 mm - L 150 m |
| 1127-0001-01 | 7313324006645 | - | Cable reel 300 mt | STIG | Ø 2.7 mm - L 300 m |
| 1127-0002-01 | 7313324006652 | - | Cable reel 500 mt | STIG | Ø 3.4 mm - L 500 m |
| 1127-0004-01 | 7313324006676 | - | Fast connectors | STIG | 5 pcs |
| 1127-0005-01 | 7313324006683 | - | Docking station connectors | STIG | 5 pcs |
| 1127-0006-01 | 7313324006690 | - | Pegs (100 pcs) | STIG | 100 pcs |
| 1127-0008-01 | 7313324006713 | - | Docking station pegs | STIG | 8 pcs |
| 1127-0009-01 | 7313324006720 | - | Razors | STIG | Blister with 12 blades |
| 1127-0010-01 | 7313324006737 | - | Cable extension for charger | STIG | 5 mt wire extension for charger |

The installation parts are included also in kits available in 2 sizes. The small kit contains 150m cable reel, 200 perimetral nails, 5 fast connectors for the cable and 5 connectors for the docking station. The medium kit contains 300m cable reel, 400 perimetral nails, 5 fast connectors for the cable and 5 connectors for the docking station.

| Code | EAN | Pos | Description | Fits for | Specification |
|--------------|---------------|-----|-------------------------|----------|--|
| 1127-0012-01 | 7313324006751 | - | Installation KIT Small | STIG | 150 m - Ø 2.7 mm cable + 200 pegs + 5 fast connectors + 5 docking station connectors |
| 1127-0013-01 | 7313324006768 | - | Installation KIT Medium | STIG | 300 m - Ø 2.7 mm cable + 400 pegs + 5 fast connectors + 5 docking station connectors |

MAINTENANCE

STIGA offers a **waterproof cover**, which allows Protection of the recharging base in total safety if it has to stay outdoors. It can be adapted to the robot itself. The **charging base cover**, instead, Protects the robot from all atmospheric agents, like sun and rain, It's easy to assemble/ disassemble in case of ordinary maintenance or cleaning operations. Designed to join functionality (the correct fresh air flow is assured by the front and side windows, while its shape allows the easy access to the keypad without removing the robot from charge) and aesthetic (an unmistakable STIGA "sign" will stuck in your garden for all the cutting season).



PACKAGING
Dimensions: 15.4x21x6.5 cm
Gross weight: 0.240 kg

| Code | EAN | Pos | Description | Fits for | Dimensions (cm) | Info |
|--------------|---------------|-----|-----------------------|--|--------------------|---|
| 1126-9150-01 | 7313329260547 | 1 | Protective cover | 125 - 127 - 145 - 221 - 223 - 225S - 228 S - 230 S - 325 - 328S - M3 - M5 - M7 | 60 x 50 x 35 | Protect the charging station against sun, ice, rain, dust |
| 1126-9164-01 | 7313329295976 | 2 | Charging base cover | 221 - 223 - 225S - 228 S - 230 S - M3 - M5 - M7 | 53.4 x 51.6 x 33.5 | Screws are included |
| 1126-9176-01 | 7313323128140 | 3 | Charging base cover | 528S - 530 SG - 550 SG | 72.6 x 35.6 x 64.4 | - |
| 1127-0011-01 | 7313324006744 | - | Docking station cover | STIG | n.a. | - |

ELECTRONICS

The **Cable Breakage Finder** is an accessory for robot installation. It helps you to find the cut of the wire. Use it when your robot is consistently not getting a signal (full break) or it seems to be experiencing a low signal (possible partial break).



| Code | EAN | Description | Fits for | Info |
|--------------|---------------|-----------------------|----------|-----------------|
| 1126-9173-01 | 7313324000902 | Cable breakage finder | All | For Prof. users |

WHEELS

Autoclip machines are built to mow grass effectively on flat and sloping landscapes. STIGA offer a wide range of accessory wheels to increase the already remarkable stability of their products. The machine is thus able to maintain its direction, maximizing the power efficiency of its battery. When equipped, the machine has extra grip, climbing smoothly in all conditions, minimizing risk to the lawn.

PACKAGING (pos. 7)
Dimensions: 27x27.5x0.5 cm
Gross weight: 0.300 kg



| Code | EAN | Pos | Description | Fits for | NR pcs | Info |
|--------------|---------------|-----|--------------------------|---|--------|--|
| 1126-9168-01 | 7313329260615 | 1 | Small STIGA rubber wheel | 221 - 223 - 225S - 228S - 230S - 522 - 524S - M3 - M5 - M7 | 1 | Ø 224 mm STIGA logo |
| 1126-9163-01 | 7313329620655 | 2 | STIGA rubber wheel | 125 - 127 - 325 - 328S | 1 | Ø 270 mm STIGA logo |
| 1126-9177-01 | 7313323128157 | 3 | STIGA rubber wheel | 528S - 530 SG - 550 SG | 1 | Ø 270 mm STIGA logo |
| 1126-9151-01 | 7313329260554 | 4 | Toothed (spike) wheel | 221 - 223 - 225S - 228S - 230 S - 520 - 522 - 523 - 524S - 525 - 525S - 527 - 527S - M3 - M5 - M7 | 1 | To increase grip and for better cutting performances on the slopes |
| 1126-9179-01 | 7313323128164 | 5 | Toothed wheel 2 teeth | 125 - 127 - 325 - 328S | 1 | Ø 270 mm |
| 1126-9116-01 | 7313329260219 | 6 | Toothed wheel | 528S - 530 SG - 720S - 550 SG | 1 | - |
| 1126-9129-01 | 7313329260349 | 7 | Hooked wheel | 528S - 530 SG - 720S - 550 SG | 1 | - |
| 1126-9127-01 | 7313329260325 | 8 | Anti tilt kit | 520 - 523 - 525 - 525S | 2 | - |

BLADES

STIGA blades are made of robust steel, ensuring a long-lasting, very stable robot cutting performance; thanks to this, grass will remain healthy after repeated mowing. Contrary to other manufacturers' technical solutions, STIGA's robustness and dimension give the robot extra solidity in case of impact with small objects (sticks or pebbles) allowing impact to occur without damage.

More than just ensuring savings in financial outlay, this feature also adds to the safety of the product no dangerous metal-cutting shards and splinters will remain as debris on the lawn. Further, flat blades are designed with 8 sharpened cuttings, allowing for usage on both sides (inverting the wheels upside down). Their circular, flat shape, guarantee easier sharpening.



PACKAGING
Dimensions: 21.5x21.5x0.5 cm
Gross weight: 0.180 kg

PACKAGING
Dimensions: 27x27.5x0.5 cm
Gross weight: 0.300 kg

| Code | EAN | Pos | Ø cm | Teeth | Cutting Edge | Shape | Fits for | Info |
|--------------|---------------|-----|------|-------|--------------|-------|--|---------------------|
| 1126-9186-01 | 7313324000988 | 1 | 22 | 4 | 8 | Flat | M3 | Screws are included |
| 1126-9143-01 | 7313329260479 | 2 | 25 | 4 | 8 | Flat | 125 - 127 - 221 - 223 - 225S - 228S - 230S - M5 - M7 | Screws are included |
| 1126-9144-01 | 7313329260486 | 3 | 25 | 4 | 4 | Bent | 140 4WD - 145 4WD | Screws are included |
| 1126-9145-01 | 7313329260493 | 4 | 29 | 4 | 8 | Flat | 325 - 328S - 520 - 522 - 523 - 524S - 525 - 525S - 527 - 527S - 528S - 530 SG - 550 SG | Screws are included |
| 1126-9146-01 | 7313329260509 | 4 | 35 | 4 | 8 | Flat | 720S | Screws are included |

LITHIUM BATTERIES AND CHARGERS

STIGA guarantees original high quality accessories such as lithium batteries. This type of battery lasts 2-3 times longer than rechargeable batteries (Ni-Cd and Ni-Mh). It's light and doesn't suffer from the so-called "memory effect", has slow self-discharge if not used (about 5% per month) and discharges very slowly. Kit 1126-9174-02 has been created to power the 720S machines. The kit, composed by two 7.5 Ah batteries, one battery charger and the wiring, lets to cut a garden of 6.000 m².



1
PACKAGING
Dimensions:
10.2x19.5x7.2 cm
Gross weight:
0.530 kg approx.

2
PACKAGING
Dimensions:
10.2x19.5x7.2 cm
Gross weight:
1.250 kg approx.

3
PACKAGING
Dimensions:
32x18x4.8 cm
Gross weight:
2.638 kg approx.

4-5
PACKAGING (4-5-6)
Dimensions:
32x18x4.8 cm
Gross weight:
1.348 kg approx.

7
PACKAGING
Dimensions:
32x18x4.8 cm
Gross weight:
1.348 kg approx.

8
PACKAGING
Dimensions:
32x18x4.8 cm
Gross weight:
1.348 kg approx.

| Code | EAN | Pos | Description | Fits for | Specification |
|--------------|---------------|-----|---------------------------------|--|--------------------------------|
| 1126-9137-01 | 7313329260417 | 1 | Lithium battery | 125 - 127 - 145 - 221 - 223 - 225S - 230S - M3 - M5 - M7 | 25.9 V - 2.5 Ah |
| 1126-9138-01 | 7313329260424 | 2 | Lithium battery | 140 - 325 - 328S - 520 - 523 524S (2 pcs for 3500 m ²) - 525 - 525S - 527 - 527S - 528S - 530 SG - 550 SG - 720S (2015 2 pcs for 6000 m ²) | 25.9 V - 7.5 Ah |
| 1126-9165-01 | 7313329620662 | 3 | Lithium battery | 720S - 920S | 25.9 V - 15.0 Ah |
| 1126-9166-01 | 7313329620679 | 4 | Battery charger | 125 - 127 - 145 - 221 - 223 - 225S - M3 - M5 - M7 | 30 V - 2 A |
| 1126-9140-01 | 7313329260448 | 5 | Battery charger | 140 - 230 S - 325 - 328S - 520 - 523 524S (2 pcs for 3500 m ²) - 525 - 525S - 527 - 527S - 528S - 530 SG - 720S (2015 2 pcs for 6000 m ²) | 30 V - 5 A |
| 1126-9169-01 | 7313329260622 | 6 | Battery charger | 720 S (for 6000 m ²) - 550 SG | 29.3 V - 12 A |
| 1126-9174-02 | 7313324000926 | 7 | Powered kit (battery + charger) | 720 S (for 6000 m ²). Supply cable included EU plug | 25.9 V - 7.5 Ah; 29.3 V - 12 A |
| 1126-9185-01 | 7313323128362 | 8 | Winter charging adaptor | - | For Prof. users |

INSTALLATION

To ensure best performance, Autoclip robot models requiring installation should be subject to a careful installation procedure. To this end STIGA provides the best installation materials and solution. Autoclip **cable** is engineered to support an extremely strong sinusoidal signal - the strongest in the market for its category. During normal installation, if a joint on the cable is needed, STIGA now offers the **connectors** available in packaging of 10 pcs. **Nails** have been improved: made in a more robust material and thanks to a special thread guarantee a superior grip to the ground.



1
PACKAGING
Dimensions: 21.8x21.5x7.4 cm
Gross weight: 2.060 kg

2
PACKAGING
Dimensions: 16.2x8.4x16.2 cm
Gross weight: 1.340 kg

3
PACKAGING
Dimensions: 25.2x19x9 cm
Gross weight: 0.670 kg

4
PACKAGING
Dimensions: 11x13.8x2.8 cm
Gross weight: 0.190 kg

5
PACKAGING
Dimensions: 9.8x18x2 cm
Gross weight: 0.047 kg

| Code | EAN | Pos | Description | Fits for | Specification |
|--------------|---------------|-----|-------------|---|------------------------------|
| 1126-9147-01 | 7313329260516 | 1 | Cable | All | 1x1.5 - Ø 3.0 mm - L 100 m |
| 1126-9180-01 | 7313323128188 | 2 | Cable | 221 - 223 - 225S - 228S - 230S - M3 - M5 - M7 | 1x0.75 - Ø 2.35 mm - L 100 m |
| 1126-9108-01 | 7313329260134 | 3 | Cable | All | 1x1.5 - Ø 3.0 mm - L 300 m |
| 1126-1087-01 | 7313323124258 | 3 | Cable | All | 1x1.5 - Ø 3.0 mm - L 500 m |
| 1126-9109-01 | 7313329260141 | 3 | Cable | All | 1x1.5 - Ø 3.0 mm - L 1000 m |
| 1126-9170-01 | 7313323127822 | 4 | Nails | All | Pieces: 100 |
| 1126-9171-01 | 7313323127839 | 5 | Nails | All | Pieces: 200 |
| 1126-9148-01 | 7313329260523 | 6 | Tape | All | For perimetral cable joints |
| 1126-9172-01 | 7313323127846 | 7 | Connectors | All | 10 pcs |

The installation parts are included also in kits available in different sizes. There are 2 versions of small size: both contains 150 m cable, 300 nails and 3 connectors, but in one version there is the thinner diameter size (0.75 - Ø 2.5 mm) and the normal one (1.5 - Ø 3.0 mm). The large kit includes 300 m cable, 500 nails and 6 connectors.



| Code | EAN | Pos | Description | Fits for | Specification |
|--------------|---------------|-----|------------------------|------------|---|
| 1126-9181-01 | 7313324000957 | 8 | Kit installation small | Series 200 | 150 m x 0.75 - Ø 2.35 mm cable + 300 nails + 3 connectors |
| 1126-9182-01 | 7313324000964 | 9 | Kit installation small | All | 150 m x 1.5 - Ø 3 mm cable + 300 nails + 3 connectors |

Chainsaws



CHAINS



E1MC - BL

The E1MC - BL is small and light-weight, making it easy to use and maneuver. It has small radius working corners for excellent performance and it is easy to maintain.

| | |
|-------------|--|
| Saw size | Up to 38 cc |
| Bar lengths | Up to 16" (40 cm) |
| Features | Smooth cutting with reduced kickback features |

Micro-Chisel



N1C

N1C is ideal for Property owner or Professionals using light-weight chainsaws, who prefer low kickback. Bumper drive link paired with depth gauge design offers reduced kickback with strong performance and low-vibration.

| | |
|-------------|--|
| Saw size | Up to 40 cc |
| Bar lengths | Up to 18" (45 cm) |
| Features | Smooth cutting with reduced kickback features |

Chamfer-Chisel



K1NK - BL

K1NK - BL is ideal for arborists and Property owners seeking top performance. The narrow kerf cutting systems is more efficient, needing less power from the saw than standard cutting systems. Low-vibration, excellent performance and easy maintenance.

| | |
|-------------|--|
| Saw size | 37-45 cc |
| Bar lengths | 13"-18" (32-45 cm) |
| Features | Faster, sharper and easier to maintain; requires less power for faster cuts |

Micro-Chisel



K2C - BL

Ideal choice for regular users of saws such as Property owners and landscapers. Low-vibration, excellent performance and easy maintenance. Low kickback design.

| | |
|-------------|--|
| Saw size | 40-62 cc |
| Bar lengths | 13"-20" (32-50 cm) |
| Features | Smooth cutting with reduced kickback features |

Micro-Chisel



K2LX - BL

Upgraded version: 10% more performing. An ideal chain for professional woodcutters who use .325" pitch saws. Low-vibration, full chisel cutters offer top performance. Offset depth gauges prevent cutters from driving into the sidewall of the cut, offering a smoother cut.

| | |
|-------------|---|
| Saw size | 40-62 cc |
| Bar lengths | 13"-20" (32-50 cm) |
| Features | Maximum speed with precision cutting for high performance saws |

Chisel



A2EP - BL

An ideal choice for Professional users who cut in a variety of conditions. Easy to maintain. Low-vibration, semi-chisel cutter designs work fast. This design is typically more tolerant of sharpening errors than chisel cutters.

| | |
|-------------|--|
| Saw size | > 60 cc |
| Bar lengths | 16"-36" (40-90 cm) |
| Features | Multi-purpose use, stays sharp longer and is easier to file |

Semi-Chisel



A2LM - BL

Ideal chain for Professional woodcutters. Low vibration, top performance.

| | |
|-------------|---|
| Saw size | > 60 cc |
| Bar lengths | 16"-36" (40-90 cm) |
| Features | Maximum speed with precision cutting for high performance saws |

Chisel



Chain Loop



PACKAGING
Dimensions: 8x16.5x2.5 cm
Gross weight: 0.500 kg approx.

| Code | EAN | Description | Length | Pitch | Width | Oregon Equivalent | Fits for |
|--------------|---------------|-------------|--------|-----------|----------------|-------------------|---|
| 1519-9132-02 | 7313329152149 | E1MC - BL | 60E | 1/4" | .050" (1.3 mm) | 25AP | SPR 270C, SPR 255 C, SPR 276 C (10" bar) |
| 1519-9168-02 | 7313329151838 | E1MC - BL | 64E | 1/4" | .050" (1.3 mm) | 25AP | SP 316 C (12" bar) |
| 1519-9160-02 | 7313329151845 | N1C | 33E | 3/8" mini | .050" (1.3 mm) | 91PX | SMT 24 AE, 48 AE |
| 1519-9110-02 | 7313329151852 | N1C | 40E | 3/8" mini | .050" (1.3 mm) | 91PX | SPR 270, SPR 255 (10" bar), SPR 276 (10" bar), SC 24 AE, SMT 500 AE |
| 1519-9112-02 | 7313329151869 | N1C | 45E | 3/8" mini | .050" (1.3 mm) | 91PX | SPR 255 (12" bar), SC 436 QA, SP 316 (12" bar), SPR 500 AE |
| 1519-9115-02 | 7313329151876 | N1C | 50E | 3/8" mini | .050" (1.3 mm) | 91PX | SE 1.6, SE 180, SE 190, SP 340, SE 182, SE 192, SE 202, SP 382 |
| 1519-9116-02 | 7313329151883 | N1C | 52E | 3/8" mini | .050" (1.3 mm) | 91PX | SP 352/36 ; 1600 (14" bar), SE 180Q/1814/1814 Q, SC 48 AE |
| 1519-9117-02 | 7313329151890 | N1C | 53E | 3/8" mini | .050" (1.3 mm) | 91PX | SP 375/375Q, SP 386 (14" bar) |
| 1519-9120-02 | 7313329151906 | N1C | 56E | 3/8" mini | .050" (1.3 mm) | 91PX | SE 1.8, SE 200Q, SE 202, SP 352, 1600, SP 382 (16" bar), SC 80 AE |
| 1519-9121-02 | 7313329151913 | N1C | 57E | 3/8" mini | .050" (1.3 mm) | 91PX | SP 338, Pro 1800 , SE 2016 Q / 2216 Q , SEV 2416 Q, SE 2516 Q, SP 386 (16" bar) |
| 1519-9123-02 | 7313329151920 | K1NK - BL | 64E | .325" | .050" (1.3 mm) | 95TXL | SP 410, SP 426 (15" bar) |
| 1519-9124-02 | 7313329151937 | K1NK - BL | 66E | .325" | .050" (1.3 mm) | 95TXL | SP 420, SP 440, SP 442, SP 462, SP 472, SP 480, SP 405 / 405Q, SP 426 (16" bar) |
| 1519-9191-01 | 7313324005112 | K2LX - BL | 64E | .325" | .058" (1.5 mm) | 21LPX | SP 43, 46, SP 526 (15" bar), SP 466 (15" bar) |
| 1519-9194-01 | 7313324005143 | K2LX - BL | 66E | .325" | .058" (1.5 mm) | 21LPX | SP 466 (16" bar) |
| 1519-9193-01 | 7313324005136 | K2LX - BL | 72E | .325" | .058" (1.5 mm) | 21LPX | SP 510, SP 522 , SP 46/52, SP 466 (18" bar), SP 526 (18" bar) |
| 1519-9192-01 | 7313324005129 | K2LX - BL | 78E | .325" | .058" (1.5 mm) | 21LPX | SP 526 (20" bar) |
| 1519-9171-01 | 7313329151982 | A2LM - BL | 68E | 3/8" | .058" (1.5 mm) | 73LPX | - |
| 1519-9172-01 | 7313329151999 | A2LM - BL | 72E | 3/8" | .058" (1.5 mm) | 73LPX | - |

Chain reel

| Code | EAN | Description | Links n. | Pitch | Gauge | Oregon Equivalent |
|--------------|---------------|-------------------|----------|-----------|--------------|-------------------|
| 1519-9173-02 | 7313329152002 | E1 MC - BL - 100R | 2392 | 1/4" | .050" 1.3 mm | 25AP - 100R |
| 1519-9174-02 | 7313329152019 | N1C - 100R | 1640 | 3/8" mini | .050" 1.3 mm | 91PX - 100R |
| 1519-9175-01 | 7313329152026 | K2C - BL - 100R | 1848 | .325" | .058" 1.5 mm | 21BPX - 100R |
| 1519-9177-01 | 7313329152040 | A2EP - BL - 100R | 1640 | 3/8" | .058" 1.5 mm | 73DPX - 100R |
| 1519-9178-01 | 7313329152057 | A2LM - BL - 100R | 1640 | 3/8" | .058" 1.5 mm | 73LPX - 100R |
| 1519-9197-02 | 7313324006232 | K1C-BL-100R | 1848 | .325" | .050" 1.3 mm | 95VP - 100R |

Joint Kit



PACKAGING
Dimensions: 25x20x20 cm
Gross weight: 6.125 kg approx.



| Code | EAN | Description | Pieces |
|--------------|---------------|--------------------------|--------|
| 1519-9179-01 | 7313329152064 | Joint Kit 25 | 25 |
| 1519-9180-01 | 7313329152071 | Joint Kit 25 with Rivets | 25 |
| 1519-9181-01 | 7313329152088 | Joint Kit 91 | 25 |
| 1519-9182-01 | 7313329152095 | Joint Kit 91 with Rivets | 25 |
| 1519-9183-01 | 7313329152101 | Joint Kit 21 | 25 |
| 1519-9184-01 | 7313329152118 | Joint Kit 21 with Rivets | 25 |
| 1519-9185-01 | 7313329152125 | Joint Kit 73 | 25 |
| 1519-9186-01 | 7313329152132 | Joint Kit 73 with Rivets | 25 |

FILES AND FILING KIT

Files and file kit keep maintaining and simplify the chain sharpened. The kit consists of a handle, a guide for correct angling and a round and a flat file.



PACKAGING
Dimensions: 6.5x30x0.5 cm
Gross weight: 0.070 Kg



PACKAGING
Dimensions: 12x34x3 cm
Gross weight: 0.270 Kg

| Code | EAN | Pos | Description | File diameter | Section | Pack of |
|--------------|---------------|------|-------------|-----------------|---------|---------|
| 1519-9102-01 | 7313329151548 | 1 | Files | 5/32" (4.0 mm) | ● | 3 |
| 1519-9103-01 | 7313329151555 | 1 | Files | 3/16" (4.8 mm) | ● | 3 |
| 1519-9104-01 | 7313329151562 | 1 | Files | 7/32" (5.6 mm) | ● | 3 |
| 1519-9105-01 | 7313329151579 | 2 | Filing kit | 5/32" (4.0 mm) | ● | - |
| 1519-9106-01 | 7313329151586 | 2 | Filing kit | 3/16" (4.8 mm) | ● | - |
| 1519-9107-01 | 7313329151593 | 2 | Filing kit | 7/32" (5.6 mm) | ● | - |
| 1519-9187-01 | 7313324005846 | n.a. | Round files | 5/32" (4 mm) | ● | 12 |
| 1519-9188-01 | 7313324005853 | n.a. | Round files | 5/16" (4.5 mm) | ● | 12 |
| 1519-9189-01 | 7313324005860 | n.a. | Round files | 13/64" (5.2 mm) | ● | 12 |
| 1519-9190-01 | 7313324005877 | n.a. | Round files | 7/32" (5.6 mm) | ● | 12 |

BATTERIES AND CHARGERS



| Code | EAN | Pos | Description | Tech info | Specification | Fits for |
|---------------|---------------|-----|----------------------|-----------|---------------|----------|
| 1111-9317-01 | 7313324006539 | 1 | Lithium battery | | 48 V - 5.0 Ah | SC 48 AE |
| 1111-9315-01 | 7313324006515 | 2 | Battery charger | | 48 V - 1.5 A | SC 48 AE |
| 1111-9316-01 | 7313324006522 | 3 | Fast battery charger | | 48 V - 3.0 A | SC 48 AE |
| 1911-9295-01 | 7313324006805 | 4 | Lithium battery | | 24 V - 4.0 Ah | SC 24 AE |
| 1911-9294-01 | 7313324006782 | 5 | Lithium battery | | 24 V - 2.0 Ah | SC 24 AE |
| 1911-9293-01 | 7313324006522 | 6 | Battery charger | | 24 V - 3.0 A | SC 24 AE |
| 1111-9318-01 | 7313324006546 | 7 | Lithium battery | | 80 V - 2.5 Ah | SC 80 AE |
| 1111-9311-01 | 7313324006393 | 8 | Battery charger | EU plug | 80 V - 4.0 A | SC 80 AE |
| 270013088/S16 | 8008984782563 | 9 | Battery charger | BS plug | 80 V - 4.0 A | SC 80 AE |
| 270004088/S16 | 8008984784611 | 10 | Battery harness | | - | SC 80 AE |

Brush Cutters & Trimmers



TRIMMER HEADS

For hedgecutters and trimmers, STIGA offers different cutting systems (nylon line and metal blades). These accessories are suitable for all users and perfect for the last touches that make a garden tidy and impeccable at all time.



| Code | EAN | Pos | Description | Specification | Fits for | Contains |
|--------------|---------------|-----|---------------|------------------------------|---|-------------|
| 1911-9292-01 | 7313324006775 | - | Spool w. line | - | SGT 100 AE Kit | - |
| 1911-9125-01 | 7313329190974 | 1 | Spool w. line | - | SGT 350 | - |
| 1911-9126-01 | 7313329190981 | 2 | Spool w. line | - | SGT 600 | - |
| 1911-9251-01 | 7313324005310 | 3 | Spool w. line | - | SGT 500 AE | - |
| 118801750/0 | 7313323072290 | 4 | Trimmer head | M8-male x 1.25, RH-thread | SGT 1000J | - |
| 118801751/0 | 7313323064325 | 5 | Trimmer head | M10-female x 1.25, LH-thread | SB 1000J | - |
| 1911-9197-01 | 7313329191728 | 6 | Trimmer head | M8-female x 1.25, RH-thread | SGT 226 J | 118801753/0 |
| 1911-9220-01 | 7313324003484 | 7 | Trimmer head | M10-female x 1.25, LH-thread | SBC 80 AE, SBC 80D AE | 118810304/0 |
| 1911-9223-01 | 7313324003491 | 8 | Trimmer head | Pressed on motor shaft | SGT 48 AE | 118803775/0 |
| 1911-9224-01 | 7313324003507 | 9 | Trimmer head | M10-female x 1.25, LH-thread | SBC 48 AE (2017-) | 118810717/0 |
| 1911-9225-01 | 7313323128416 | 10 | Trimmer head | Pressed on motor shaft | SGT 24 AE | 118810719/0 |
| 1911-9142-01 | 7313329191186 | 11 | Trimmer head | M8-female, RH-thread | SBC 425 H, 435 H, 627 K, 635 K, 643 K, 645 K, 653 K (mono - duplex - flex) | - |
| 1911-9296-01 | 7313323128416 | 11 | Trimmer head | M10x1.25-LH | SBC 226 J, SBC 226 JD, SMT 226, SBC 232, SBC 232 D, SBC 242, SBC 242 D, SBC 252, SBC 252 D, SBC 252 F | 118810719/0 |



PACKAGING (pos. 11, 13, 15, 17)
Dimensions: 11x11x6.5 cm
Gross weight: 0.450 kg



PACKAGING (pos. 12, 14, 16)
Dimensions: 13x13x7 cm
Gross weight: 0.490 kg

Bump&Work

Double line head.

Features:

- New design, handy and sturdy
- Higher flexibility spring for better line consumption control
- Extremely balanced at any rpm range
- Anti line-entangling design



| Code | EAN | Pos | Description | Specification | Fits for |
|--------------|---------------|-----|----------------------|----------------------|--|
| 1911-9226-01 | 7313323128720 | 12 | Trimmer head - Ø 109 | M10 x 1.25 LH Female | SMT 226 |
| 1911-9227-01 | 7313323128737 | 13 | Trimmer head - Ø 130 | M10 x 1.25 LH Female | SBC 627, 635, 643, 645, 653 (mono - duplex - flex), 636, 636 D, 646 DX, 656 DX |
| 1911-9230-01 | 7313324003545 | 14 | Trimmer head - Ø 109 | M8 x 1.25 LH Male | |
| 1911-9231-01 | 7313324003552 | 15 | Trimmer head - Ø 130 | M8 x 1.25 LH Male | |

Bump&Work - Easy load

Easy and reliable. Double line head.

The line can be loaded in 30" without disassembling any part of the trimmer head. Sturdy construction confirmed by the haviest and severe field tests.



| Code | EAN | Pos | Description | Specification | Fits for |
|--------------|---------------|-----|-----------------------------|---|---|
| 1911-9228-01 | 7313324003521 | 16 | Trimmer head Ø 109 25-33 cc | Adaptor: M10 x 1.25 LH Female Adaptor: M8 x 1.25 LH Male | SB 28 - SB 28J - SB 28JD - SB33 - SB 33D - SBK 27 - SBK 27D - SBK 35 - SBK 35D - SBC 627K - SBC 627KD - SBC 635K - SBC 635KD - SB 425H - SB 425HD - SBC 425H - SBC 425HD - SBC 435H - SBC 435HD SB 29 - SB 29S - SB 29D - SB 29DS - SB 35 - SB 35S - SB 35D - SB 35DS - SB 435H - SB 435HD |
| 1911-9229-01 | 7313324003538 | 17 | Trimmer head - Ø 130 >33cc | Adaptor: M10 x 1.25 LH Female Adaptor: M8 x 1.25 LH Male | SBC 900 D AE - SB 44 - SB 44D - SBK 45 - SBK 45D - SBK 45F - SBK 53 - SBK 53D - SBK 53F - SBC 645KF SB 43 - SB 43S - SB 43D - SB 43DS - SB 43FS - SB 51S - SB 51DS - SB 51FS |
| 1911-9250-01 | 7313324005303 | 18 | Trimmer head - Ø 102 | M10 x 1.25 RH Female | SBC 500 AE - SBC 700 AE - SBC 700 D AE |

Adaptors

| Code | EAN | Description |
|--------------|---------------|-------------|
| 1911-9288-01 | 7313324005938 | Adaptor |
| 1911-9289-01 | 7313324005945 | Adaptor |

Grease

| Code | EAN | Specifications | Capacity | Fits for |
|--------------|---------------|-----------------------|----------|---|
| 1111-9298-01 | 7313324368934 | Gear lubricant grease | 125 g | Brush cutters: all angle transmission and flexible shafts |



TRIMMER LINES

Due to the very high quality of raw materials and extrusion technology, STIGA Trimmer lines offers considerable advantages:

- Made from high quality materials with high durability
- Excellent abrasion resistance
- A line that lasts longer
- Less breakage at the eyelet
- A cleaner cut

SP Square

A 15 meter reel of square section line with a 2.4 mm diameter for use with STIGA hedge trimmers and brushcutters. This particular shape of line creates sharper edges that will guarantee a precise and quick cut of the grass.



Small donut
Dimensions:
12.5 x 2 cm
Gross weight:
0.20 Kg

| Code | EAN | Section | Diameter (mm) | Length (m) | Type of pack |
|--------------|---------------|-------------|---------------|------------|--------------|
| 1911-9270-01 | 7313324005518 | Square Line | 2.4 | 15 | Small Donut |
| 1911-9271-01 | 7313324005525 | Square Line | 2.7 | 15 | Small Donut |
| 1911-9272-01 | 7313324005532 | Square Line | 3.0 | 15 | Small Donut |
| 1911-9286-01 | 7313324005686 | Square Line | 3.5 | 16 | ½ Dispenser |
| 1911-9287-01 | 7313324005693 | Square Line | 4 | 12 | ½ Dispenser |



Medium donut
Dimensions:
20 x 4 cm
Gross weight:
0.45 Kg

| Code | EAN | Section | Diameter (mm) | Length (m) | Type of pack |
|--------------|---------------|-------------|---------------|------------|--------------|
| 1911-9275-01 | 7313324005563 | Square Line | 2.4 | 69 | Medium Donut |
| 1911-9276-01 | 7313324005570 | Square Line | 2.7 | 55 | Medium Donut |
| 1911-9277-01 | 7313324005587 | Square Line | 3.0 | 44 | Medium Donut |
| 1911-9278-01 | 7313324005594 | Square Line | 3.5 | 32 | Medium Donut |
| 1911-9279-01 | 7313324005600 | Square Line | 4 | 25 | Medium Donut |



Spool
Dimensions:
20 x 17 cm
Gross weight:
1.40 Kg

| Code | EAN | Section | Diameter (mm) | Length (m) | Type of pack |
|--------------|---------------|-------------|---------------|------------|--------------|
| 1911-9280-01 | 7313324005617 | Square Line | 2.4 | 345 | Spool |
| 1911-9281-01 | 7313324005624 | Square Line | 2.7 | 275 | Spool |
| 1911-9282-01 | 7313324005631 | Square Line | 3.0 | 220 | Spool |
| 1911-9283-01 | 7313324005648 | Square Line | 3.5 | 160 | Spool |
| 1911-9284-01 | 7313324005655 | Square Line | 4 | 125 | Spool |

Round Tiger Section

Professional quality, co-extruded Trimmer lines for any type of use. Made with a unique blend of materials for superior cutting performance.

A more efficient cut:

- less breakage at the eyelet
- faster
- for grass and weeds
- flexible for better cutting around stony areas, fences, kerbs and sidewalks.



Small donut
Dimensions:
12.5 x 2 cm
Gross weight:
0.20 Kg

| Code | EAN | Section | Diameter (mm) | Length (m) | Type of pack |
|--------------|---------------|---------------|---------------|------------|--------------|
| 1911-9232-01 | 8008984811065 | Round - Tiger | 2.4 | 15 | Small donut |
| 1911-9233-01 | 8008984811072 | Round - Tiger | 2.7 | 15 | Small donut |
| 1911-9234-01 | 8008984811089 | Round - Tiger | 3.0 | 15 | Small donut |
| 1911-9254-01 | 7313324005341 | Round - Tiger | 3.5 | 9 | Small donut |
| 1911-9255-01 | 7313324005358 | Round - Tiger | 4.0 | 7 | Small donut |



Medium donut
Dimensions:
20 x 4 cm
Gross weight:
0.45 Kg

| Code | EAN | Section | Diameter (mm) | Length (m) | Type of pack |
|--------------|---------------|---------------|---------------|------------|--------------|
| 1911-9235-01 | 8008984811096 | Round - Tiger | 2.4 | 88 | Medium donut |
| 1911-9236-01 | 8008984811102 | Round - Tiger | 2.7 | 70 | Medium donut |
| 1911-9237-01 | 8008984811119 | Round - Tiger | 3.0 | 56 | Medium donut |
| 1911-9252-01 | 7313324005327 | Round - Tiger | 3.5 | 41 | Medium donut |
| 1911-9253-01 | 7313324005334 | Round - Tiger | 4.0 | 32 | Medium donut |



Spool
Dimensions:
20 x 17 cm
Gross weight:
1.40 Kg

| Code | EAN | Section | Diameter (mm) | Length (m) | Type of pack |
|--------------|---------------|---------------|---------------|------------|--------------|
| 1911-9238-01 | 8008984811126 | Round - Tiger | 2.4 | 437 | Spool 3lb |
| 1911-9239-01 | 8008984811133 | Round - Tiger | 3.0 | 279 | Spool 3lb |
| 1911-9256-01 | 7313324005365 | Round - Tiger | 3.5 | 205 | Spool 3lb |
| 1911-9257-01 | 7313324005372 | Round - Tiger | 4.0 | 156 | Spool 3lb |

Undulated Section

SP66® is the only trimmer line that has been specifically developed for battery machines: giving longer battery run time! SP66® has a patented raw material blend which is very hard wearing and has a higher melting point that eliminates welding in the head. The unique shaping Process provides an aerodynamic Profile with less air resistance, less vibrations and reduced decibel emissions. These energy saving features give a longer battery run time!

Excellent aerodynamic Properties:

- Longer battery run time
- A faster cut than traditional lines
- Less effort required during cutting
- Reduced decibel emission

Hard wearing:

- Superior resistance to abrasion and eyelet wear
- Very stable and durable

Usage:

- Battery machines
- All types of use



Small donut
Dimensions:
12.5 x 2 cm
Gross weight:
0.200 Kg

| Code | EAN | Section | Diameter (mm) | Length (m) | Type of pack |
|--------------|---------------|------------------|---------------|------------|--------------|
| 1911-9240-01 | 8008984811140 | Undulated - SP66 | 1.6 | 15 | Small donut |
| 1911-9241-01 | 8008984811256 | Undulated - SP66 | 2.0 | 15 | Small donut |
| 1911-9242-01 | 8008984811263 | Undulated - SP66 | 2.4 | 15 | Small donut |
| 1911-9243-01 | 8008984811270 | Undulated - SP66 | 2.7 | 15 | Small donut |
| 1911-9244-01 | 8008984811287 | Undulated - SP66 | 3 | 15 | Small donut |



Medium donut
Dimensions:
20 x 4 cm
Gross weight:
0.450 Kg

| Code | EAN | Section | Diameter (mm) | Length (m) | Type of pack |
|--------------|---------------|------------------|---------------|------------|--------------|
| 1911-9245-01 | 8008984811171 | Undulated - SP66 | 1.6 | 196 | Medium donut |
| 1911-9246-01 | 8008984811188 | Undulated - SP66 | 2.0 | 126 | Medium donut |
| 1911-9247-01 | 8008984811195 | Undulated - SP66 | 2.4 | 87 | Medium donut |
| 1911-9248-01 | 8008984811201 | Undulated - SP66 | 2.7 | 72 | Medium donut |
| 1911-9249-01 | 8008984811218 | Undulated - SP66 | 3 | 56 | Medium donut |



BLADES, GUARDS AND STRAPS



| Code | EAN | Pos | Description | Fits for | Specification (mm) | Thickness |
|--------------|---------------|------|-----------------------------|---|-----------------------|-----------|
| 1911-9262-01 | 7313324005426 | 1 | 3T blade | SBC: 226 J, 226 JD, 232, 232 D, 242, 242 D, 252, 252 D, 252 F | Ø = 255 - hole = 25.4 | 1.4 mm |
| 1911-9263-01 | 7313324005433 | 2 | 3 arc blade | SBC: 646, 646 D, 646 DX, 656, 656 D, 656 DX - SBC: 242, 242 D, 252, 252 D, SBC 636, 636 D, 646 DX, 656 DX | Ø = 255 - hole = 25.4 | 3.0 mm |
| 1911-9264-01 | 7313324005440 | 3 | 4T blade | SBC: 646, 646 D, 646 DX, 656, 656 D, 656 DX / SBC: 226 J, 226 JD, 232, 232 D, 242, 242 D, 252, 252 D, 252 F | Ø = 255 - hole = 25.4 | 1.4 mm |
| 1911-9196-01 | 7313329191711 | 3 | 4T blade | SBC: 48 AE, 80 AE, 80D AE | Ø = 230 - hole = 25.4 | 1.4 mm |
| 1911-9265-01 | 7313324005457 | n.a. | 8T blade | SBC: 646, 646 D, 646 DX, 656, 656 D, 656 DX | Ø = 255 - hole = 25.4 | 1.4 mm |
| 1911-9266-01 | 7313324005464 | 4 | 24T saw blade | SBC: 646, 646 D, 646 DX, 656, 656 D, 656 DX | Ø = 228 - hole = 25.4 | 1.8 mm |
| 1911-9267-01 | 7313324005471 | n.a. | 60T blade | SBC: 646, 646 D, 646 DX, 656, 656 D, 656 DX | Ø = 255 - hole = 25.4 | 1.4 mm |
| 1911-6268-01 | 7313324005488 | n.a. | 80T blade | SBC: 646, 646 D, 646 DX, 656, 656 D, 656 DX | Ø = 255 - hole = 25.4 | 1.4 mm |
| 1911-9269-01 | 7313324005495 | 5 | Saw blade guard | SBC: 646, 646 D, 646 DX, 656, 656 D, 656 DX | | |
| 1911-9258-01 | 7313324005389 | 6 | Kit saw blade (24T) + guard | SBC: 646, 646 D, 656, 656 D | | |
| 1911-9290-01 | 7313324004542 | 6 | Kit saw blade (24T) + guard | SBC: 646 DX, 656 DX | | |
| 1911-9259-01 | 7313324005396 | 7 | Double harness elite | SBC: 646, 646 D, 646 DX, 656, 656 D, 656 DX | | |
| 1911-9260-01 | 7313324005402 | 8 | Padded single harness | - | | |
| 1911-9261-01 | 7313324005419 | 9 | Single harness | - | | |

BATTERIES AND CHARGERS



| Code | EAN | Pos | Description | Specification | Fits for | Tech info |
|---------------|---------------|-----|----------------------|---------------|---|-----------|
| 1911-9137-01 | 7313329191131 | 1 | Lithium battery | 36 V - 2.6 Ah | SC 436 QA, SGT 436 A, SHT 436A | - |
| 1911-9138-01 | 7313329191148 | 2 | Battery charger | 42 V - 2 A | SC 436 QA, SGT 436 A, SHT 436A | - |
| 1911-9128-01 | 7313329191001 | 3 | Lithium battery | 20 V - 1.5 Ah | SGT 2220 A, SHT 4620 A | - |
| 1911-9133-01 | 7313329191049 | 3 | Lithium battery | 24 V - 1.9 Ah | SHT 5224 A | - |
| 1911-9295-01 | 7313324006805 | 4 | Lithium battery | 24 V - 4.0 Ah | SGT 24 AE, SHT 24 AE, SBL 24 AE, SMT S4 AE | - |
| 270012020/17 | 8008984786950 | 5 | Battery charger | 24 V - 1.5 A | SGT 24 AE, SHT 24 AE, SBL 24 AE, SMT S4 AE | - |
| 270482518/S15 | 8008984633575 | 6 | Lithium battery | 48 V - 2.5 Ah | SHT 48 AE, SMT 48 AE | - |
| 1111-9317-01 | 7313324006539 | 6 | Lithium battery | 48 V - 5.0 Ah | SBC 48 AE, SBV 48 AE | - |
| 1111-9315-01 | 7313324006515 | 7 | Battery charger | 48 V - 1.5 A | SBC 48 AE, SHT 48 AE, SBV 48 AE, SMT 48 AE | - |
| 1111-9316-01 | 7313324006522 | 8 | Fast battery charger | 48 V - 3.0 A | SBC 48 AE, SHT 48 AE, SBV 48 AE, SMT 48 AE | - |
| 1111-9318-01 | 7313324006546 | 9 | Lithium battery | 80 V - 2.5 Ah | SBC 80 AE, SBC 80D AE, SHT 80 AE, SAB 80 AE | - |
| 1111-9311-01 | 7313324006393 | 10 | Battery charger | 80 V - 4 A | SBC 80 AE, SBC 80D AE, SHT 80 AE, SAB 80 AE | EU plug |
| 270013088/S16 | 8008984782563 | 10 | Battery charger | 80 V - 4 A | SBC 80 AE, SBC 80D AE, SHT 80 AE, SAB 80 AE | BS plug |

Garden Multi-Mate



ACCESSORIES

STIGA offers a complete wide range of accessories for your STIGA Garden Multi-Mate available in blister packaging. They are quick to attach and change by tool-free-click-in system.




| Code | EAN | Pos | Description | Fits for | Note | Packaging |
|---------------|---------------|-----|-------------------|-----------------------------------|--|-----------------------------|
| 232522011/ST1 | 8008984814912 | 1 | Grass blade 8 cm | SMH 72 AE, SMH 102 AE, SMH 104 AE | Accurate lawn trimming, awn edging for a perfect finish | Blister |
| 232522021/ST1 | 8008984814929 | 1 | Grass blade 10 cm | SMH 72 AE, SMH 102 AE, SMH 104 AE | Accurate lawn trimming, awn edging for a perfect finish | Blister |
| 232522031/ST1 | 8008984814936 | 1 | Grass blade 13 cm | SMH 72 AE, SMH 102 AE, SMH 104 AE | Accurate lawn trimming, awn edging for a perfect finish | Blister |
| 232522041/ST1 | 8008984814943 | 2 | Shrub blade 18 cm | SMH 72 AE, SMH 102 AE, SMH 104 AE | Precise hedge trimming, bushes shaping, box edge sculpturing | Blister |
| 232522051/ST1 | 8008984815162 | 2 | Shrub blade 20 cm | SMH 72 AE, SMH 102 AE, SMH 104 AE | Precise hedge trimming, bushes shaping, box edge sculpturing | Blister |
| 232523011/ST1 | 8008984815155 | 3 | Soil grubber | SMH 102 AE, SMH 104 AE | Assisted soil care on vases and flowerbeds | Blister |
| 232523021/ST1 | 8008984815179 | 4 | Pruning cutter | SMH 72 AE, SMH 102 AE, SMH 104 AE | Sharp pruning of hedge, bush and tree branches | Blister |
| 232521021/ST1 | 8008984807754 | 5 | Telescopic handle | SMH 72 AE, SMH 102 AE, SMH 104 AE | Tilting shaft, 3 cutting height positions | Plastic bag + carton hanger |
| 232524011/ST1 | 8008984815186 | 6 | Textile bag | SMH 72 AE, SMH 102 AE, SMH 104 AE | For easy transport and storage | Plastic bag |
| 1800-9009-01 | 8008984813137 | 7 | Battery charger | SMH 72 AE | 0.5 A (7.2 V) | Blister |
| 1800-9010-01 | 8008984813144 | 7 | Battery charger | SMH 102 AE, SMH 104 AE | 0.5 A (10.8 V) | Blister |
| 1800-9011-01 | 8008984813151 | 8 | Battery charger | SMH 72 AE | 0.5 A (7.2 V) BS plug | Blister |
| 1800-9012-01 | 8008984813168 | 8 | Battery charger | SMH 102 AE | 0.5 A (10.8 V) BS plug | Blister |

All accessories are supplied in hanging pack version.



Cleaning range



ACCESSORIES FOR HIGH PRESSURE CLEANERS

STIGA offers a complete range of accessories for your STIGA High Pressure Cleaner. STIGA makes available to you the original spare parts in branded boxes like guns, jet nozzles and lance extensions. In addition gives accessories able to improve the characteristics of your machines, like patios, brushes, pipe drains. All accessories are supplied in hanging pack version.



| Code | EAN | Pos | Description | Note | HPS 110 | HPS 235 R | HPS 345 R | HPS 550 R | HPS 650 RG |
|--------------|---------------|-----|--------------------------|--|---------|-----------|-----------|-----------|------------|
| 1500-9000-01 | 7313323128423 | 1 | Trigger gun T1 | | S | - | - | - | - |
| 1500-9001-01 | 7313323128430 | 2 | Trigger gun T3 | | - | S | - | - | - |
| 1500-9002-01 | 7313323128447 | 3 | Trigger gun T5 | | - | - | - | S | S |
| 1500-9003-01 | 7313323128454 | 4 | Rotary jet nozzle T1-T3 | | S | S | S | - | - |
| 1500-9004-01 | 7313323128461 | 5 | Adjustable jet nozzle T1 | | S | - | - | - | - |
| 1500-9030-01 | 7313323128744 | 5 | Adjustable jet nozzle T2 | | - | S | - | - | - |
| 1500-9005-01 | 7313323128478 | 6 | Adjustable jet nozzle T3 | | - | - | S | - | - |
| 1500-9006-01 | 7313323128485 | 7 | Lance extension T1 | | S | - | - | - | - |
| 1500-9007-01 | 7313323128492 | 8 | Lance extension T3 | | - | S | S | - | - |
| 1500-9034-01 | 7313324006614 | - | Extention lance | For HPS 110 - 235 - 345 | S | S | S | - | - |
| 1500-9035-01 | 7313324006621 | - | Extention lance | For 550 - 650 series | - | - | - | S | S |
| 1500-9008-01 | 7313323128508 | 9 | Lance T5 | With rotary nozzle | - | - | - | S | S |
| 1500-9009-01 | 7313323128515 | 10 | Lance T5 | With jet nozzle | - | - | - | S | S |
| 1500-9010-01 | 7313323128522 | 11 | HP hose | 8 m | S | S | S | - | - |
| 1500-9011-01 | 7313323128539 | 12 | Reinforced HP hose | 12 m | - | - | - | S | S |
| 1500-9032-01 | 7313324005198 | 12 | HP steel reinforced hose | 9 m | - | - | S | - | - |
| 1500-9033-01 | 7313324005204 | 12 | Supersoft hose | 6 m | - | S | - | - | - |
| 1500-9031-01 | 7313324005105 | 13 | Foam spray bottle kit | Bottle capacity 0.75 L | S | S | S | - | - |
| 1500-9013-01 | 7313323128553 | 14 | Mini Patio | Brush for cleaning large areas. | O | O | O | - | - |
| 1500-9014-01 | 7313323128560 | 15 | Patio Deluxe | Brush for cleaning large areas with detergent tank and setting function. | - | - | - | O | O |
| 1500-9015-01 | 7313323128577 | 16 | Fixed brush | Universal soft bristle brush suitable for all surfaces. | O | O | O | O | O |
| 1500-9016-01 | 7313323128584 | 17 | Rotary Brush | For cleaning all smooth surfaces (car/motorbike bodies and plastic or glass surfaces). The rotary brush's bristles clean the surface gently. | O | O | O | O | O |
| 1500-9017-01 | 7313323128591 | 18 | Water suction kit | Accessory for sucking up water. Ideal for high-speed emptying of tanks or cisterns. Connections included in kit. | O | O | O | O | O |
| 1500-9018-01 | 7313323128607 | 19 | Pipe drain hose kit 10 m | Ideal for cleaning grids, gutters or drain pipes. Connections included. | O | O | O | O | O |
| 1500-9019-01 | 7313323128614 | 20 | Pipe drain hose kit 16 m | Ideal for cleaning grids, gutters or drain pipes. Connections included. | O | O | O | O | O |
| 1500-9020-01 | 7313323128621 | 21 | Underbody lance kit | It rotates 180° for cleaning difficult to reach areas. Connection between gun and accessory or extension lance and accessory. | O | O | O | - | - |
| 1500-9021-01 | 7313323128638 | 22 | Hose extension | HP hose extension 8 m | O | O | - | - | - |
| 1500-9022-01 | 7313323128645 | 23 | Hose extension | Reinforced HP hose extension 8 m | - | - | O | O | O |
| 1500-9023-01 | 7313323128652 | 24 | Click fast kit | Click fast connection device for water intake or other accessories. | O | O | O | O | O |
| 1500-9024-01 | 7313323128669 | 25 | Inspectable water filter | Inspectable water intake connection 3/4" (F) with removable filter. | S | S | S | S | S |
| 1500-9025-01 | 7313323128676 | 26 | Adaptors kit | Set of adapters for accessories of various makes. | O | O | O | O | O |
| 1500-9026-01 | 7313323128683 | 27 | Adaptors kit | Set of adapters for machines of various makes. | O | O | O | O | O |
| 1500-9027-01 | 7313323128690 | 28 | Detergent | For bicycles and motorbikes | O | O | O | O | O |
| 1500-9028-01 | 7313323128706 | 29 | Detergent | For boats and cars | O | O | O | O | O |
| 1500-9029-01 | 7313323128713 | 30 | Detergent | Universal | O | O | O | O | O |

S = Standard O = Optional

STARTING KIT FOR HIGH PRESSURE CLEANERS

STIGA offers to all dealers the possibility to have 2 kits with the main accessories. The Starting kit COMPACT is mainly suitable for HPS 110, 235 and 345. The Starting kit PREMIUM is instead for all machines, so also for HPS 550 R and 650 RG. Thanks to these kits every dealers will be able to set up his wall with High Pressure Cleaners accessories in STIGA packaging.

| Code | EAN | Description | Pos | Contains | Quantity | HPS 110 | HPS 235 R | HPS 345 R | HPS 550 R | HPS 650 RG |
|---------------|--------------------------|----------------------|-----|---------------------------------|----------|---------|-----------|-----------|-----------|------------|
| 2C0000000/ST1 | 8008984803176 | Starting kit COMPACT | 14 | Mini Patio quick connection | 3 | O | O | O | - | - |
| | | | 16 | Fixed brush | 5 | O | O | O | O | O |
| | | | 17 | Rotary Brush | 5 | O | O | O | O | O |
| | | | 22 | HP hose extension 8m | 5 | O | O | O | - | - |
| | | | 24 | Click fast kit | 5 | O | O | O | O | O |
| | | | 25 | Inspectable water filter | 5 | O | O | O | O | O |
| | | | 21 | Underbody lance kit | 5 | O | O | O | - | - |
| 2C0000001/ST1 | 8008984803183 | Starting kit PREMIUM | 14 | Mini Patio quick connection | 3 | O | O | O | - | - |
| | | | 15 | Patio Deluxe quick connection | 3 | - | - | - | O | O |
| | | | 16 | Fixed brush | 5 | O | O | O | O | O |
| | | | 17 | Rotary Brush | 5 | O | O | O | O | O |
| | | | 20 | Pipe drain hose kit 16m | 5 | - | - | - | O | O |
| | | | 22 | HP hose extension 8m | 5 | O | O | O | - | - |
| | | | 23 | Reinforced HP hose extension 8m | 5 | - | - | - | O | O |
| 24 | Click fast kit | 5 | O | O | O | O | O | | | |
| 25 | Inspectable water filter | 5 | O | O | O | O | O | | | |
| 21 | Underbody lance kit | 5 | O | O | O | - | - | | | |
| 26 | Adaptors kit | 5 | O | O | O | O | O | | | |

O = Optional



ATTACHMENTS FOR SWEEPERS

| Product name | Weight | Width | Art. N. | Pos | SWEeper 800 | SWEeper 600 |
|----------------|--------|-------|--------------|-----|-------------|-------------|
| Collecting box | 7 kg | 80 cm | 290802020/16 | 1 | • | |
| Collecting box | 6 kg | 60 cm | 290602020/16 | 2 | | • |
| Front blade | 6 kg | 80 cm | 290802030/16 | 3 | • | |
| Front blade | 5 kg | 60 cm | 290602030/16 | 4 | | • |



1-2
Collecting box



3-4
Front blade

Lawn Mowers



BLADES

A complete range of blades for different cutting procedure, always in total safety. All STIGA blades are tested and can be approved only if they stand the impact test to guarantee user's safety even in case of accidental clashes against stones, rocks or other hidden obstacles. Mulching blades mince grass into small particles, that remain under the bodywork, becoming soil for the lawn. The special drawing of the collecting blade has a fin on both tips to facilitate cut grass down flow, through the exhaust manifold, up to the grass catcher.

| | | | | | |
|--|--|--|---|--|---|
| | <p>PACKAGING (for < 40 cm blades) Dimensions: 6.5x40x3.2 cm</p> | | <p>PACKAGING (for > 40 cm blades) Dimensions: 12x53x3.7 cm</p> | | <p>PACKAGING (for double-layered blades) Dimensions: 16x54.5x3.5 cm</p> |
|--|--|--|---|--|---|

Types of blades



STANDARD BLADE

Linear and sharp design exclusively thought to guarantee a perfect cut and to optimize the grass collection in the rear discharge mode.



WINGED BLADES

They are designed with a special fin on both tips to facilitate cut grass down flow, through the exhaust manifold, up to the grass catcher.



COMBI BLADES

This versatile design ombines the waved shape of the mulching blades with the long fins of the winged blades, allowing this blade to be used either in rear discharge or mulching mode.



MULCHING BLADES

Waved design that allows the blade to mince grass into small particles, that remain under the bodywork, becoming soil for the lawn.



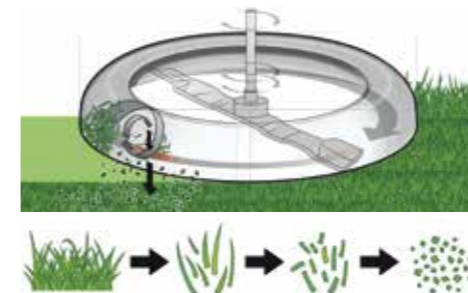
DOUBLE-LAYERED BLADES

Double-edged design that represents the evolution of the mulching blades. This patent pending design doubles mowing efficiency cutting the grass in two different times for power saving and optimizes grass collection for the perfect cut.



Multiclip Technology

The STIGA Multiclip system cuts and recuts the grass into tiny pieces that simply wilt away, returning valuable nutrients to the soil to encourage beautiful green growth.



XC System Technology

Double-layered blade specifically shaped to perform a double cut and make grass clippings smaller. Special deck design imProving the airflow and the overall collecting performances. Extrashield Protecting mechanical parts against dirt and bumps.



MULCHING KIT

The Mulching kit chops the grass cuttings finely and leaves them on the lawn, instead of collecting them in the grass catcher.



| Code | EAN | Pos | Description | Fits for |
|--------------|---------------|-----|--------------------|---|
| 118810085/0 | 7313323014535 | - | Mulching deflector | Collector 34E |
| 322140241/0 | 7313323016102 | - | Mulching deflector | Collector: 36 E 36 AE, Combi 36 AE |
| 118810155/0 | 7313323015037 | - | Mulching deflector | Collector 40E |
| 322140240/1 | 7313323184214 | - | Mulching deflector | Collector 43, Combi 43 Q DAE, Combi 43 SQ DAE |
| 322140226/0 | 8008984578760 | - | Mulching deflector | Collector: 45 Combi, 45 S Combi, 46, 46 B, 46 Combi, 46 Combi B, 46 S, 46 S B, 46 S Combi, 46 S Combi B, 46 S H, 46 EL, Combi: 45S, 46, 46 B, 46 H, 46 S, 46 SB, 46 E, 46 S H, 53 S B, 46 S EL |
| 322140233/0 | 7313328002322 | - | Mulching deflector | Collector: 46 S, 53 S B, 53 S Combi, 53 s Combi B, 53 SE, Combi: 46, 46 B, 46 S, 46 S B, 56, 53 S, 53 S B |
| 122140222/0 | 8008984928145 | - | Mulching deflector | Collector: 53 S, 53 SE, Combi: 53 S, 53 SE, 53 SEQ, 53 SQ H, 53 SQ B, Turbo: 53 4S, 53 4SE, 53 SB, 53 S Combi, 53 S Combi Plus, 53 S Combi Plus B, 53 S Combi Plus H, 53 S Combi B, Pro 53 |
| 322140242/0 | 7313323000156 | - | Mulching deflector | Combi: 40 E, 40 AE, 40 AE Plus |
| 322140243/0 | 7313323000163 | - | Mulching deflector | Combi 44 E |
| 1111-9274-01 | 7313324000827 | 1 | Mulching deflector | "Collector 46 SH BW, 48 B, 48 S B, Combi 48, 48 B, 48 S, 48 S B, 48 S H, 48 E, 48 EL, 48 ELS, 48 S AE, 48 SQ DAE, 48 Q B, 48 SEQ B, 48 SEQ, 48 SQ B, 48 SQ H, 48 SQ, 48 SVQ" |
| 1111-9275-01 | 7313324000834 | 2 | Mulching deflector | Combi: 50 S AE, 50 SQ, 50 SVEQ H, 50 SVQ, 950 SQ AE |
| 322140244/1 | 7313323184221 | - | Mulching deflector | Combi: 53 S, 53 S B, 53 S H |
| 322140223/0 | 8008984928596 | - | Mulching deflector | Turbo: 47 Combi, 47 Combi B, 48 Plus H, 48 Plus B, 48 S Combi B, 48 S Plus, 48 S Plus H, 48 S Combi B, 48 S H, 48 SE B, 48 SEVQ B 48 EL S, Collector: 48 S Combi, 48 S Combi B, 53 SE Combi, Combi: 48 B, 48 S, 48 SEQ B, 48 SQ, 48 SQ B, 48 SQ H, Multimower: 48, 48 S |
| 322140224/1 | 7313323016096 | - | Mulching deflector | Turbo Power: 50 S, 50 S B, 50 S H, 53 S B, 53 S H |
| 322140247/0 | 7313323184245 | - | Mulching deflector | Twinclip: 50 S, 50 S B, 50 SEQ B, 50 SV H, 50 SQ H, 50 SVEQ B, 950 SQ AE |
| 322140248/0 | 7313323184252 | - | Mulching deflector | Twinclip: 55 S B, 55 SEQ B, 55 SV H, 55 SVEQ H, 55 S H BBC |
| 322140249/0 | 7313323233936 | - | Mulching Deflector | Collector 543 AE, Combi 743 Q AE |
| 322140250/0 | 7313323233943 | - | Mulching Deflector | "Collector: 548 S AE, 548 AE, Combi: 48 Q, 748 Q AE, 48 SEQ B, 48 SQ B, 48 SQ, 48 SVQ H, 748 SQ AE." |
| 322140251/0 | 7313323252036 | - | Mulching Deflector | Combi: 53 SEQ B, 53 SQ B, 53 SQ, 53 SVQ H, 753 SQ AE. |
| 322140246/0 | 7313323184238 | - | Mulching Deflector | Combi: 55 SQ, 55 SQ B, 55 SVEQ H, 55 SVQ H, 955 SQ AE |

MAINTENANCE



PACKAGING
Dimensions: 28x21x9 cm
Gross weight: 0.565 kg (small) - 0.680 kg (large)



PACKAGING
Dimensions: 11.5x3.5x11 cm
Gross weight: 0.150 kg



| Code | EAN | Pos | Description | Note | Dimensions (cm) |
|--------------|---------------|-----|--------------------------------|---|-----------------|
| 1111-9225-01 | 7313329115045 | 1 | Small Protective cover for WBH | Grey STIGA logo | 145 x 50 x 110 |
| 1111-9226-01 | 7313329115052 | 1 | Large Protective cover for WBH | Grey STIGA logo | 180 x 60 x 115 |
| 1111-9227-01 | 7313329115069 | 2 | Scraper | - | |
| 1111-9285-01 | 8008984813212 | 3 | Engine service kit | For B&S 300E-450E-500E series | |
| 1111-9286-01 | 8008984813229 | 3 | Engine service kit | For B&S 550E-575E-625E Series | |
| 1111-9287-01 | 8008984813236 | 3 | Engine service kit | For B&S DOV 700E-750EX-775iS Series | |
| 1111-9288-01 | 8008984813243 | 3 | Engine service kit | For B&S 650Exi-675 Exi Series - 675iS Series | |
| 1111-9289-01 | 7313329152156 | 3 | Engine service Kit | For ST WBE170, ST WBE170 LS | |
| 1111-9301-01 | 7313324005174 | 3 | Engine service Kit | For WBE120 - 140 | |
| 1134-9188-01 | 8008989902607 | 4 | Kit oil and fuel extractor | Suitable for extraction of oil and fuel from all 4 stroke engines | |
| 1111-9178-01 | 7313329114451 | 5 | Kit oil (2 bottles, 1 pump) | Suitable for all walkbehinds machines | |

Front Mowers



ATTACHMENTS FOR PARK

| Product name | Art. N. | Pos | Park PRO 740 IOX | Park PRO 540 IX | Park PRO 340 IX | Park 540 DPX | Park 740 PWX | Park 720 PW | Park 640 PWX | Park 620 PW | Park 540 PX | Park 520 P | Park 416 P VM | Park 340 PWX | Park 320 PW | Park 320 G | E-Park | Park 220 | Park 120 |
|---|---------------|-----|------------------|-----------------|-----------------|--------------|--------------|-------------|--------------|-------------|-------------|------------|---------------|--------------|-------------|------------|--------|----------|----------|
| | | | | | | | | | | | | | | | | | | | |
| Cargo rails for Park Pro | 2A0000060/S16 | 1 | | | * | | | | | | | | | | | | | | |
| Carrier Case | 2A4052000/S16 | 2 | * | * | * | | | | | | | | | | | | | | |
| Combi cart plastic | 13-0952-11 | 3 | * | * | * | * | * | * | * | * | * | * | * | * | * | * | * | * | * |
| Dust cover for sweeper 85 cm | 13-3916-61 | 4 | | | * | * | * | * | * | * | * | * | * | * | * | * | * | * | * |
| Dust cover for sweeper 95 cm | 13-1936-62 | 4 | * | * | * | * | * | * | * | * | * | * | * | * | * | * | * | * | * |
| Edge cutter 2+4WD | 13-3911-61 | 5 | * | * | * | * | * | * | * | * | * | * | * | * | * | * | * | * | * |
| Fertiliser spreader | 13-0955-11 | 6 | * | * | * | * | * | * | * | * | * | * | * | * | * | * | * | * | * |
| Flail mower axle | 13-1985-11 | 7 | * | * | * | * | * | * | * | * | * | * | * | * | * | * | * | * | * |
| Flail mower EL. Park 2+4 WD | 13-3902-11 | 8 | * | * | * | * | * | * | * | * | * | * | * | * | * | * | * | * | * |
| Flail mower complete Park 2+4 WD | 13-0976-11 | 9 | * | * | * | * | * | * | * | * | * | * | * | * | * | * | * | * | * |
| Frame weights 2x17 kg | 13-0939-61 | 10 | * | * | * | * | * | * | * | * | * | * | * | * | * | * | * | * | * |
| Grass & leaves collector 42" | 13-3926-11 | 11 | * | * | * | * | * | * | * | * | * | * | * | * | * | * | * | * | * |
| Grass & leaves collector 42" compact | 2A6107010/S17 | 12 | * | * | * | * | * | * | * | * | * | * | * | * | * | * | * | * | * |
| Lawn rake axle | 13-1986-11 | 13 | * | * | * | * | * | * | * | * | * | * | * | * | * | * | * | * | * |
| Lawn rake EL complete, Park 2+4 WD | 13-3901-11 | 14 | * | * | * | * | * | * | * | * | * | * | * | * | * | * | * | * | * |
| Lawn rake, complete, Park 2+4WD | 13-0975-11 | 15 | * | * | * | * | * | * | * | * | * | * | * | * | * | * | * | * | * |
| Main power switch Park Pro | 13-0956-11 | 16 | * | * | * | | | | | | | | | | | | | | |
| Poly Roller | 299900260/0 | 17 | * | * | * | * | * | * | * | * | * | * | * | * | * | * | * | * | * |
| Pro cart galvanized | 13-3906-11 | 18 | * | * | * | * | * | * | * | * | * | * | * | * | * | * | * | * | * |
| Protective cover Stiga | 2A0000000/S16 | 19 | * | * | * | * | * | * | * | * | * | * | * | * | * | * | * | * | * |
| Rake tool 100 cm Park (in combination with tool lift) | 13-3913-11 | 20 | * | * | * | * | * | * | * | * | * | * | * | * | * | * | * | * | * |
| Rake tool 130 cm Park (in combination with tool lift) | 13-3914-11 | 21 | * | * | * | * | * | * | * | * | * | * | * | * | * | * | * | * | * |
| Rear tool lift, Electric, Park | 13-3919-11 | 22 | * | * | * | | | | | | | | | | | | | | |
| Rear tool lift, manual, Park | 13-3909-11 | 23 | * | * | * | * | * | * | * | * | * | * | * | * | * | * | * | * | * |
| Rubber scraper bar 120 cm | 13-1958-62 | 24 | * | * | * | * | * | * | * | * | * | * | * | * | * | * | * | * | * |
| Rubber scraper Hydraulic blade | 13-3934-61 | 24 | * | | | | | | | | | | | | | | | | |
| Rubber scraper Hydraulic X Blade | 13-3933-61 | 25 | * | | | | | | | | | | | | | | | | |
| Sand spreader Park | 13-1975-14 | 26 | * | * | * | | | | | | | | | | | | | | |
| Side brush accessory | 13-3915-11 | 27 | * | * | * | * | * | * | * | * | * | * | * | * | * | * | * | * | * |
| Snow blade 120 cm Park | 13-3917-61 | 28 | * | * | * | * | * | * | * | * | * | * | * | * | * | * | * | * | * |
| Snow Blade for Park 120 - 220 | 2A3107020/S16 | 29 | * | * | * | * | * | * | * | * | * | * | * | * | * | * | * | * | * |
| Snow Blade Park Hydraulic | 13-3932-11 | 30 | * | | | | | | | | | | | | | | | | |
| Snow Chains 16"x7,5 | 13-0936-61 | 31 | | * | * | * | * | * | * | * | * | * | * | * | * | * | * | * | * |
| Snow Chains 160/50-8 | 13-3927-61 | 31 | | | | | | | | | | | | | | | * | * | * |
| Snow Chains 17"x8 | 13-0937-61 | 31 | * | * | * | | | | | | | | | | | | | | |
| Snow thrower 2-stage Hydraulic | 13-3930-11 | 32 | * | | | | | | | | | | | | | | | | |
| Snow thrower 2-stage Park Pro | 13-0922-12 | 33 | * | * | * | | | | | | | | | | | | | | |
| Snow thrower Park 2+4WD | 13-0974-11 | 34 | * | * | * | * | * | * | * | * | * | * | * | * | * | * | * | * | * |
| Snow tyres spikes | 299900450/0 | 35 | * | * | * | * | * | * | * | * | * | * | * | * | * | * | * | * | * |
| Spring hoe | 13-0978-61 | 36 | * | * | * | * | * | * | * | * | * | * | * | * | * | * | * | * | * |
| Sweeper for Park 120 - 220 | 2A1100040/S16 | 37 | | | | | | | | | | | | | | | * | * | * |
| Sweeper Park 2+4 WD | 13-0977-11 | 38 | * | * | * | * | * | * | * | * | * | * | * | * | * | * | * | * | * |
| Sweeper Park hydraulic | 13-3929-11 | 38 | * | * | * | * | * | * | * | * | * | * | * | * | * | * | * | * | * |
| Sweeper Villa e Park 2+4WD | 13-3918-61 | 37 | * | * | * | * | * | * | * | * | * | * | * | * | * | * | * | * | * |
| Sweeper with collector | 13-3910-11 | 39 | * | * | * | * | * | * | * | * | * | * | * | * | * | * | * | * | * |
| Winter wheels Park, pair 16" | 2A9000050/S16 | 40 | * | * | * | * | * | * | * | * | * | * | * | * | * | * | * | * | * |
| X blade Park Hydraulic | 13-3931-11 | 41 | * | | | | | | | | | | | | | | | | |

** Park mowers already equipped with RAC connection



19 STIGA protective cover 20-21 Rake tool 22-23 Rear tool lift 24 Rubber scraper bar/blade



RAC Quick Connect

The RAC quick connection allows to quickly switch Accessories and attachments on a front mower. No tools are needed, the operation takes less than one minute. RAC is available as standard on the STIGA Park models and as an option on the STIGA Villa models.



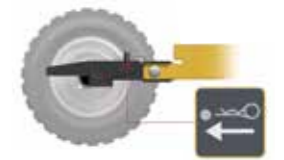
Secure the accessory hook



Move the lever arm up using your foot



Lock the arm in the correct position



Secure the lock using a split pin

ATTACHMENTS FOR VILLA

| Product name | Art. N. | Pos | Villa 16 HST | Villa 14 HST | Villa 12 |
|--|---------------|-----|--------------|--------------|----------|
| | | | | | |
| Combi cart plastic | 13-0952-11 | 1 | • | • | • |
| Dust cover for sweeper 85 cm | 13-3916-61 | 2 | • | • | • |
| Fertiliser spreader | 13-0955-11 | 3 | • | • | • |
| Frame weights 2x13,5 kg | 13-0921-62 | 4 | • | • | • |
| Grass and leaves collector 42" compact | 2A6107010/S17 | 5 | • | • | • |
| Poly Roller | 299900260/0 | 6 | • | • | • |
| Pro cart galvanized | 13-3906-11 | 7 | • | • | • |
| RAC Quick connection | 13-0994-61 | 8 | • | • | • |
| Rubber scraper bar 107 cm | 13-3904-61 | 9 | • | • | • |
| Snow blade 107 cm universal | 13-3922-61 | 10 | • | • | • |
| Snow chains 16"x6 | 13-0940-61 | 11 | • | • | • |
| Sweeper Villa e Park 2+4WD | 13-3918-61 | 12 | • | • | • |



1
Combi cart plastic



2
Dust cover for sweeper



3
Fertiliser spreader



4
Frame weights



5
Grass and leaves collector



6
Poly roller



7
Pro cart galvanized



8
RAC quick connection



9
Rubber scraper bar



10
Snow blade



11
Snow chains




12
Sweeper Villa and Park

BLADES



PACKAGING
Dimensions:
12x53x3.7 cm



| Code | EAN | Pos | Description | Fits for | Tech info | Type | Year | Packaging | Contains |
|--------------|---------------|-----|------------------|---|----------------|----------|-------------|--|--------------|
| 1134-9053-01 | 7313329132097 | 1 | Blade tips | 1134-9052-01 | Ø 8.1 mm | Mulching | 1998 - 2002 | Package of 2. Mounted underneath the blade bar | |
| 1134-9082-01 | 7313329130826 | 2 | Blade tips | 1134-9080-01, 1134-9081-01 | Ø 8.1 mm | Mulching | 2003 - 2007 | Package of 3. Tips mounted on top of the blade bar | |
| 1134-9063-01 | 7313329130598 | 3 | Blade tips (cw) | Park 92M, Park 107M | Ø 11.2 mm | Mulching | 2001 | Package of 3 | |
| 1134-9063-02 | 7313329130604 | 4 | Blade tips (ccw) | Park 92M, Park 107M | Ø 11.2 mm | Mulching | 2001 | Package of 3 | |
| 1134-9123-01 | 7313329131250 | 5 | Blade tips (cw) | 1134-9120-01, 1134-9121-01, | Ø 11.2 mm | Mulching | 2002 - 2006 | Package of 2 (cw) | |
| 1134-9123-02 | 7313329131267 | 6 | Blade tips (cww) | 1134-9122-01 (together with 1134-9123-01) | Ø 11.2 mm | Mulching | 2002 - 2006 | Package of 2 (cww) | |
| 1134-9119-01 | 7313329131212 | 7 | Blade tip kit | All 85-95-105 | Ø 11.2 mm | Mulching | 2007 - | Package of 2. (Tips, shear bolts and nuts) | |
| 1134-9130-01 | 7313329131359 | 8 | Blade tips | 78 Combi - 90 Combi - Primo | Ø 11.2 mm | Mulching | 2008 - | Package of 2. (Tips, shear bolts and nuts) | |
| 1134-9200-01 | 7313323128195 | 9 | Blade tips (cw) | MPV 320W, MPV 520 W | | | 2017 - | Package of 2 | 118830015/0 |
| 1134-9201-01 | 7313323128201 | 9 | Blade tips (ccw) | MPV 320W, MPV 520 W | | | 2017 - | Package of 2 | 118830014/0 |
| 1134-9003-01 | 7313329110774 | 10 | Blade | Villa 85B | 310 mm | Standard | | Package of 3 | 1134-1452-01 |
| 1134-9001-01 | 7313329110750 | 11 | Blade | Park 100B | 368 mm | Standard | | Package of 3 | 1134-0456-00 |
| 1134-9002-01 | 7313329110767 | 12 | Blade | Villa 102M, Park 100M, 102M | 370 mm | Mulching | -1997 | Package of 3 | 1134-2450-01 |
| 1134-9052-01 | 7313329130383 | 13 | Blade bar | Park 102M, Villa 102M | 380 mm | Mulching | 1998 - 2002 | Package of 3 (short bar) | |
| 1134-9158-01 | 7313329131953 | 14 | Blade | Park 100 Combi 3 | 392 (Ø 396) mm | Mulching | 2011 - | Package of 3 | |
| 1134-9107-01 | 7313329131090 | 15 | Blade | Park 110 Combi (2006) | 421 (Ø 425) mm | Mulching | 2006 | Package of 3, 3 mounting holes | |
| 1134-9124-01 | 7313329131281 | 16 | Blade | Park 110 Combi (2007-), Park 110 C Pro EL, PARK 110 C Pro EL QF | 421 (Ø 425) mm | Mulching | 2007 - | Package of 3, 1 central mounting hole | |
| 1134-9129-01 | 7313329131342 | 17 | Blade bar | Primo, 78 Combi | Ø 425 mm | Mulching | 2008- | Package of 2 | |
| 1134-9116-01 | 7313329131182 | 18 | Blade bar | Ready 85 Combi, Villa 85 Combi | 445 mm | Mulching | 2007-- | Package of 2 | 1134-7882-01 |
| 1134-9081-01 | 7313329130819 | 19 | Blade bar | Park 121M | 448 mm | Mulching | 2003 - 2007 | Package of 3 | |
| 1134-9080-01 | 7313329130802 | 19 | Blade bar | Ready 85M, Villa 85M | 448 mm | Mulching | 2003 - 2007 | Package of 2 | |
| 1134-9039-01 | 7313329111252 | 20 | Blade | Park 121M | 450 mm | Mulching | -1997 | Package of 3 | 1134-3036-01 |
| 1134-9038-01 | 7313329111245 | 20 | Blade | Villa 85M | 450 mm | Mulching | -1997 | Package of 2 | 1134-3036-01 |
| 1134-9086-01 | 7313329130918 | 21 | Blade | Park 125 Combi (2004-2006) | 456 (Ø 460) mm | Mulching | 2004 - 2006 | Package of 3, 3 mounting holes | |
| 1134-9125-01 | 7313329131298 | 22 | Blade | Park 125 Combi (2007-), Park 125 C Pro EL, PARK 125 C Pro EL QF | 456 (Ø 460) mm | Mulching | 2007 - | Package of 3, 1 central mounting hole | |
| 1137-0989-01 | 7313323086259 | 23 | Blade bar | 90 Combi | Ø 475 mm | Mulching | 2013- | Not packed | |
| 1134-9117-01 | 7313329131199 | 23 | Blade bar | Villa 95 Combi, Park 95 Combi | 495 mm | Mulching | 2007-- | Package of 2 | |
| 1134-9120-01 | 7313329131229 | 24 | Blade bar | Ready 92M, Villa 92M, Park 92M | 493 mm | Mulching | 2002 - 2006 | Package of 2 (cw + cw)* | |
| 1134-9118-01 | 7313329131205 | 24 | Blade bar | Park 105 Combi | 545 mm | Mulching | 2007- | Package of 2 | |
| 1134-9121-01 | 7313329131236 | 25 | Blade bar | Villa 107M, Park 107M | 580 mm | Mulching | 2002 - 2006 | Package of 2 (cw)* | |
| 1134-9122-01 | 7313329131243 | 26 | Blade bar | Villa 107M, Park 107M | 580 mm | Mulching | 2002 - 2006 | Package of 2 (cw + ccw)* | |

* Use thick fine threaded bolt **cw=clockwise rotation ***counter clockwise rotation

BLADE HOLDERS



| Code | EAN | Pos | Description | Fits for | Tech info | Year | Use with Belt Pulleys | Contains |
|--------------|---------------|-----|--------------------------|---|---------------------|--------------|-----------------------|--------------|
| 1134-9000-01 | 7313329110712 | 1 | Blade holder assy | Park, Villa | Ø=20 mm | (< 2000) | | 1134-2082-01 |
| 1134-4600-01 | 7313329132226 | 2 | Blade shaft | Park 100B, 102M, 121M, Villa 85M, 102M | L= 146 mm | (2001-2007) | | |
| 1134-4600-02 | 7313323078131 | 2 | Blade shaft | Park 102M, 121M, Villa 85M, 102M | L= 168 mm | (1998 -2007) | | |
| 1134-5401-02 | 7313323080523 | 2 | Blade shaft-center | Park 110C Pro, 125C Pro | | (2004-2006) | | |
| 1134-5401-01 | 7313323080516 | 2 | Blade shaft-outer | Park 110C Pro, 125C Pro | Ø 25 mm | (2004-2006) | | |
| 1134-5052-04 | 7313329132080 | 2 | Blade shaft | Park 92M, 107M, Villa 92M, 107M, Ready | L= 131.5 mm | (2002-2006) | | |
| 1134-5052-03 | 7313323079398 | 2 | Blade shaft | Villa 92M, 107M, Ready | L= 150.5 mm | (2002-2006) | | |
| 1134-5126-01 | 7313323079602 | 3 | Blade shaft | Park 107M HD | Ø 20 mm | (2003-2006) | 1134-5128-01 | |
| 1134-3841-01 | 7313323076472 | 4 | Bearing box (w. bear.) | Park 100B, 102M, 121M, Villa 85M, 102M | w/o shaft | (1998 -2007) | | |
| 1134-3696-02 | 7313323076199 | 4 | Bearing box assy | Park 102M, 121M, Villa 85M, 102M | Outer | (1991- 1997) | | |
| 1134-0428-01 | 7313323073051 | 5 | Bearing box assy | Park 100B, 110S, Villa 85B | Outer | (1989- 1998) | | |
| 1134-0430-01 | 7313323073075 | 6 | Bearing box assy | Park 100B, 110S | Centre | (- 1998) | | |
| 1134-2477-01 | 7313323074256 | 7 | Bearing box assy | Park 100M | Centre | (- 1995) | | |
| 1134-2476-01 | 7313323074249 | 8 | Bearing box assy | Park 100M | Outer | (- 1995) | | |
| 1134-0428-02 | 7313323073068 | 9 | Bearing box assy | Villa 85B | Centre | (- 1998) | | |
| 1134-3696-01 | 7313323076182 | 10 | Bearing box assy | Park 102M, 121M, Villa 85M, 102M | Centre | (1991- 1997) | | |
| 1134-5049-02 | 7313323079381 | 11 | Bearing box (w. bearing) | Park 107M HD | w/o shaft | (2003-2006) | 1134-5128-01 | |
| 1134-5049-01 | 7313323079374 | 11 | Bearing box (w. bear.) | Park 92M, 107M, Villa 92M, 107M, Ready | w/o shaft | (2002-2006) | | |
| 1134-5872-01 | 7313323081636 | 12 | Bearing box (w. bearing) | Park 110C Pro, 125C Pro | w/o shaft | (2004-2006) | | |
| 387203001/0 | 7313323196026 | 13 | Bearing box-center | Park 100C, Park 110C Pro, Park 125C Pro, PARK 110 C Pro EL QF, PARK 125 C Pro EL QF | Shaft incl. | (2007-) | | |
| 387203000/0 | 7313323196019 | 13 | Bearing box-outer | Villa/Park 85-95-105, Park 100C, Park 110C Pro, Park 125C Pro, PARK 110 C Pro EL QF, PARK 125 C Pro EL QF | Shaft incl. | (2007-) | | |
| 1134-6613-02 | 7313329132264 | 14 | Bearing box assy | Primo, Combi 78, Combi 90 | Shaft incl. Ø 20 mm | (2008-) | 1134-9137-01 | |

STARTER BATTERIES AND CHARGERS



| Code | EAN | Pos | Description | Fits for | Specification |
|--------------|---------------|------|--------------|---|-----------------------------|
| 9400-0086-00 | 7313323091543 | 1 | Battery | Park, Villa | 18 Ah - L=200 W=088 H=164 |
| 118120007/0 | 8008984820074 | 2 | Battery | Park, Ready, Villa: 13 HST (ISO), 13 (ISO), 12 (GGP, ISO), 14 HST (ISO), 16 HST, 120, 220 | 18 Ah - L=180 W=075 H=167 |
| 1134-2892-01 | 7313323074850 | 3 | Battery | Park, Tractor 12/39 4WS | 24.0 Ah - L=180 W=122 H=175 |
| 1134-5751-01 | 7313323081322 | 4 | Battery | Park 4WD: Park: 320, 320 MW, 320 P, 320 PWX, 340 X, 340 MWX, 340 PWX, 345 PWX, 420, 420 P, 520 DP, 540 DPX, 520 P, 540 PX, 620 PW, 640 PWX, 720 PW, 720 W, 740 PWX. Park Pro: 340 IX, 540 IX, 740 IOX | 24.0 Ah - L=194 W=128 H=155 |
| 1134-4940-02 | 7313323079060 | 4 | Battery | Park Pro Diesel | 40 Ah - L=195 W=125 H=200 |
| 1137-0640-01 | 7313323085740 | 5 | Battery | | 24.0 Ah - L=194 W=128 H=155 |
| 118361007/0 | 7313323207661 | n.a. | Battery Cell | e-Park 220 | Single cell 90.0 Ah |
| 182180090/0 | 7313323019912 | 6 | Charger do. | Villa 320/520, Park, Ready, Villa | 600 mA, EU plug |
| 182180091/0 | 7313323023315 | 6 | Charger do. | Villa 320/520, Park, Ready, Villa | 600 mA, BS plug |

STEERING WIRES



PACKAGING *
Dimensions: 23x13x5 cm
Gross weight: 0.170 Kg approx.

| Code | EAN | Description | Fits for | Tech info | Contains |
|--------------|-----------------|--------------------|--|-------------|-----------------------------|
| 387283200/0 | 7313323196071 | Steering wire assy | PARK: 120, 220; e-Park 220 | | (no pack) |
| 1134-9021-01 | * 7313329110781 | Steering wire | Park 2000 (1975-83) | | 1134-0157-00 |
| 1134-9022-01 | * 7313329110798 | Steering wire | Park 2000, Park 2002 (1984-89) | | 1134-2032-01 |
| 1134-9084-01 | * 7313329130857 | Steering wire assy | Park (1990-), Park compact (-2012), Park Compact 16 (-2012) | Kit LH + RH | 1134-2817-01 |
| 1134-9099-01 | * 7313329131014 | Steering wire assy | Park Compact 4WD, Park Unlimited 14, Park Unlimited Plus, Park 340 MX, Park 320 M, park compact (2013-), Park Compact 16 (2013-) | Kit LH + RH | 1134-2817-03 |
| 387106404/0 | 7313323195814 | Steering wire | Park Consumer, Park consumer High, Park Pro, Park: 320 MW, 320, 740 W | | (no pack) |
| 387106407/0 | 7313323207883 | Steering wire | Park Pro, Park Pro 340 X, Park: 340 MWX, 740 PWX, 540 PX, 520 P, 720 PW, 420 P, 540 DPX | | (no pack) |
| 387106408/0 | | Steering wire | PARK Pro 340 IX(-2020) | | (no pack) |
| 1134-9138-01 | * 7313329131434 | Steering cable | Primo | | 1134-6521-01 |
| 1134-9153-01 | * 7313329131878 | Steering wire | Ready, Villa (2004-2009) | | 1134-2032-04 |
| 1134-9154-01 | * 7313329131885 | Steering wire | Ready, Villa (2010-), Villa 12, Villa 13, Villa 13 SHT, Villa 14 HST, Villa 16 HST | | 1137-0093-02 |
| 1134-9023-01 | * 7313329110828 | Steering wire | Villa I | | 1134-2032-02 |
| 1134-9083-01 | * 7313329130840 | Steering wire | Villa II w. wire steering | | 1134-2032-03 |
| 1134-9085-01 | * 7313329130864 | Steering wire assy | Villa II w. chain steering | Kit LH + RH | 1134-9152-01 + 1134-9153-01 |
| 187000209/0 | 7313323181923 | Steering wire assy | Villa: 14 HST, 13 HST, 16 HST, 13 | | (no pack) |
| 1134-6378-02 | 7313323083449 | Steering wire | Villa 320, Villa 520, Villa 720, Park 120, Park 220 | Chain | (no pack) |

Zero Turn Mowers

ATTACHMENTS



| Product name | Art. N. | Pos | ZT 3107 T | ZT 5132 T | ZT 7132 T |
|---|---------------|-----|-----------|-----------|-----------|
| Mulching Kit (Including blades) | 2A0130060/ST1 | 1 | | | • |
| Trailer hitch | 2A000060/S17 | 2 | • | | |
| Trailer hitch | 2A000060/ST1 | 3 | | | • |
| ZTR 42" Mulching kit (only plug) | 2A0107060/S17 | 4 | • | | |
| ZTR 52" Mulching Kit (Including blades) | 2A0130060/S17 | 5 | | • | |

BLADES



PACKAGING
Dimensions:
12x53x3.7 cm

| Code | EAN | Pos | Description | Fits for | Length | Type | Note | Contains |
|--------------|---------------|------|-------------|-----------|--------|----------|--------------|-------------|
| 1134-9210-02 | 7313323128256 | 1 | Blade | ZT 3107 T | 377 | Mulching | Package of 3 | 118830002/0 |
| 1134-9211-02 | 7313323128263 | 2 | Blade | ZT 5132 T | 457 | Standard | Package of 3 | 118830003/0 |
| 1134-9238-01 | 7313324371132 | n.a. | Blade | ZT 7132 T | 457 | Mulching | Package of 3 | 118830752/0 |

BELTS



| Code | EAN | Type | Material | Fits for | Contains |
|--------------|---------------|--------------|----------|-----------|-------------|
| 1134-9212-01 | 7313323128270 | Transmission | Kevlar | ZT 3107 T | 118830004/0 |
| 1134-9214-01 | 7313323128294 | Mower deck | Kevlar | ZT 3107 T | 118830005/0 |
| 1134-9213-01 | 7313323128287 | Transmission | Kevlar | ZT 5132 T | 118830006/0 |
| 1134-9215-01 | 7313323128300 | Mower deck | Kevlar | ZT 5132 T | 118830008/0 |
| 1134-9235-01 | 7313324005013 | Transmission | Kevlar | ZT 7132 T | 118830798/0 |
| 1134-9236-01 | 7313324005020 | Mower deck | Kevlar | ZT 7132 T | 118830796/0 |
| 1134-9237-01 | 7313324005037 | Mower deck | Kevlar | ZT 7132 T | 118830797/0 |

BATTERIES

| Code | EAN | Description | Fits for | Specification |
|--------------|---------------|-------------|-----------------------------------|-----------------------------|
| 1134-5751-01 | 7313323081322 | Battery | ZT 3107 T - ZT 5132 T - ZT 7132 T | 24.0 Ah - L=194 W=128 H=155 |

Lawn Tractors



ATTACHMENTS FOR ESTATE


| Product name | Art. N. | Pos | 9 Series 122 cm | 9 Series 102 cm | 7-6 Series 122 cm | 7-6 Series 102 cm | 5 Series 102 cm | 5-4 Series 92 cm | 3-2 Series 98 cm | 3-2 Series 84 cm |
|--------------------------------|--------------|------|--------------------|--------------------|----------------------|----------------------|--------------------|---------------------|---------------------|---------------------|
| STIGA protective cover | 1134-9177-01 | 1 | • | • | • | • | • | • | • | • |
| Trailer hitch | 299900395/0 | 22 | | | | | | | • | • |
| Trailer hitch | 299900081/0 | 23 | | | | | | • | | |
| Trailer hitch | 299901081/0 | 24 | | | | | • | | | |
| Trailer hitch | 299900006/0 | 25 | | | • | • | | | | |
| Trailer hitch | 21000000/17 | 26 | | | | | | | | |
| Trailer hitch | 299901006/0 | 26 | • | • | | | | | | |
| Rear deflector | 299900310/0 | n.a. | | | | | | | • | • |
| Rear deflector | 299900051/0 | 16 | | | | | • | • | | |
| Rear deflector | 299900016/0 | 16 | • | • | • | • | | | | |
| Mulching kit (plug) | 299900038/0 | 28 | | | | | | • | | |
| Mulching kit (plug) | 299900045/0 | 29 | | | | | • | | | |
| Mulching kit (plug) | 299900055/0 | 30 | | | | • | | | | |
| Mulching kit (plug) | 299900046/0 | 36 | | | • | | | | | |
| Mulching kit (plug) | 299901055/0 | 31 | | • | | | | | | |
| Mulching kit (plug) | 299901056/0 | 32 | • | | | | | | | |
| Mulching kit (plug and blades) | 299900370/1 | 37 | | | | | | | | • |
| Mulching kit (plug and blades) | 299900374/0 | 38 | | | | | | | • | |
| Mulching kit (plug and blades) | 299900070/0 | 39 | | | | | | • | | |
| Mulching kit (plug and blades) | 299900073/0 | 40 | | | | | • | | | |
| Mulching kit (plug and blades) | 299900074/0 | 41 | | | | • | | | | |
| Mulching kit (plug and blades) | 299900076/0 | 42 | | | • | | | | | |
| Mulching kit (plug and blades) | 21033000/17 | 45 | | | | | | | | |
| Mulching kit (plug and blades) | 299901074/0 | 41 | | • | | | | | | |
| Mulching kit (plug and blades) | 299901077/0 | 43 | • | | | | | | | |
| Combi cart | 13-0952-11 | 2 | • | • | • | • | • | • | • | • |
| Fertiliser spreader | 13-0955-11 | 3 | • | • | • | • | • | • | • | • |
| Sand spreader | 13-1975-14 | 9 | •••• | •••• | | | | | | |
| Poly roller 23" | 299900260/0 | 10 | • | • | • | • | • | • | • | • |
| Poly roller 36" | 210800100/18 | 10 | • | • | • | • | • | • | • | • |
| Rear weight | 299900150/0 | 17 | • | • | • | • | | | | |
| Winter tyres 18" | 299900430/0 | 11 | | | • | • | • | • | • | • |
| Winter tyres 20" | 21150000/18 | 12 | • | • | | | | | | |
| Snow chain 18" | 299900470/1 | 13 | | | • | • | | • | • | • |
| Snow chain 20" | 299900480/1 | 13 | • | • | | | | | | |
| Snow tyre spikes | 299900450/0 | 14 | • | • | • | • | • | • | • | • |
| Snow blade 107 cm | 299903410/1 | 15 | | | | | | | • | • |
| Snow blade 120 cm | 299900400/0 | 15 | | | • | • | | | | |
| Snow blade 120 cm | 299900405/0 | 15 | | | | | • | • | | |
| Snow blade 120 cm mcs | 299900400/1 | 15 | | | • | • | • | • | | |
| Snow blade 125 cm mcs | 211300100/17 | 15 | • | • | | | | | | |
| Pto kit mcs | 299900750/1 | 19 | | | • | • | • | •• | | |
| Pto kit mcs | 211000100/17 | 20 | • | • | | | | | | |
| Sweeper 105 cm mcs | 299900500/1 | 7 | | | ••• | ••• | ••• | ••• | | |
| Sweeper 120 cm mcs | 211200100/17 | 8 | • | • | | | | | | |
| Green keeper 110 cm mcs | 211900100/17 | 6 | • | • | | | | | | |
| Flail mower 105 cm mcs | 299900540/0 | 4 | | | • | • | | | | |
| Lawn striping kit | 212120000/18 | 21 | • | • | | | | | | |

MCS: Multi-Connect System / •• Adapter for Estate 5-4 Series (when using PTO 299900750/1) 299900800/0 / •••• Front rubber for sweeper 299900505/1 / ••••• Need to order the cable 182040074/0

ATTACHMENTS FOR TORNADO

| Product name | Art. N. | Pos | 9 Series 121 cm | 7-6 Series 121 cm | 7-6-4 Series 108 cm | 3-2 Series 108 cm | 3-2 Series 98 cm |
|--|---------------|-----|--------------------|----------------------|------------------------|----------------------|---------------------|
| STIGA protective cover | 1134-9177-01 | 1 | • | • | • | • | • |
| Trailer hitch | 21000000/17 | 26 | • | • | • | | |
| Trailer hitch | 299900385/0 | 27 | | | | • | • |
| Mulching kit (plug) | 299900341/0 | 35 | | | | | • |
| Mulching kit (plug) | 299900346/0 | 36 | | | | • | |
| Mulching kit (plug) | 299900135/0 | 33 | | | | | |
| Mulching kit (plug) | 299900036/0 | 34 | | | | | |
| Mulching kit (plug and blades) | 299900037/0 | 44 | | | | | |
| Mulching kit (plug and blades) | 210330000/17 | 45 | | | • | | |
| Mulching kit (plug and blades) | 210300000/17 | 46 | • | • | | | |
| Combi cart | 13-0952-11 | 2 | • | • | • | • | • |
| Grass and leaves collector 42" compact | 2A6107010/S17 | 5 | • | • | • | • | • |
| Fertiliser spreader | 13-0955-11 | 3 | • | • | • | • | • |
| Sand spreader | 13-1975-14 | 9 | •••• | | | | |
| Poly roller 23" | 299900260/0 | 10 | • | • | • | • | • |
| Poly roller 36" | 210800100/18 | 10 | • | • | • | • | • |
| Rear weight | 210900100/17 | 18 | • | • | • | | |
| Winter tyres 18" | 299900430/0 | 11 | | | | • | • |
| Winter tyres 20" | 211500000/18 | 12 | • | • | • | • | |
| Snow chain 18" | 299900470/1 | 13 | | | | | • |
| Snow chain 20" | 299900480/1 | 13 | • | • | • | | |
| Snow tyre spikes | 299900450/0 | 15 | • | • | • | • | • |
| Snow blade 107 cm | 299903410/1 | 15 | | | | • | • |
| Snow blade 120 cm | 299900400/0 | 15 | | • | • | | |
| Snow blade 120 cm | 299900405/0 | 15 | | | | | |
| Snow blade 120 cm mcs | 299900400/1 | 15 | | • | • | | |
| Snow blade 125 cm mcs | 211300100/17 | 15 | • | | | | |
| Pto kit mcs | 299900750/1 | 19 | | • | • | | |
| Pto kit mcs | 211000100/17 | 20 | • | | | | |
| Sweeper 105 cm mcs | 299900500/1 | 7 | | ••• | ••• | | |
| Sweeper 120 cm mcs | 211200100/17 | 8 | • | | | | |
| Green keeper 110 cm mcs | 211900100/17 | 6 | • | | | | |
| Flail mower 105 cm mcs | 299900540/0 | 4 | | • | • | | |

MCS: Multi-Connect System / •• Adapter for Estate 5-4 Series (when using PTO 299900750/1) 299900800/0 / ••• Front rubber for sweeper 299900505/1 / •••• Need to order the cable 182040074/0



ATTACHMENTS FOR COMBI

| Product name | Art. N. | Pos | 3-2 Series 72 cm | 1 Serie 66 cm |
|--------------------------------|--------------|-----|---------------------|------------------|
| STIGA protective cover | 1134-9177-01 | 1 | • | • |
| Mulching kit (plug) | 299900135/0 | 33 | | • |
| Mulching kit (plug) | 299900036/0 | 34 | • | |
| Mulching kit (plug and blades) | 299900037/0 | 44 | • | |



22 - 23 - 24 - 25 - 26 - 27
Trailer hitch

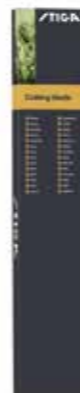


28 - 29 - 30 - 31 - 32 - 33 - 34 - 35 - 36
Mulching kit (plug)




37 - 38 - 39 - 40 - 41 - 42 - 43 - 44 - 45 - 46
Mulching kit (plug and blades)

BLADES



PACKAGING (all pos.)
Dimensions: 73.1x13.2x5 cm approx.
Gross weight: 1.5 Kg approx.



Multi-Connect System

The Multi-connect system enables to switch between a wide choice of implements for spring, fall, and winter use. Granting maximum versatility, it is also very intuitive and easy: switching Accessories and attachments is quick and requires no tools. Proper kit and attachments can be chosen according to the model (2WD or 4WD traction), to enjoy taking care of the garden all year round.



+



PTO KIT
Attached to the tractor it can be left in position even without using the implements itself.

| Code | EAN | Pos | Description | Fits for | Length (mm) | Type | Width (cm) | Contains | Q.ty |
|--------------|---------------|-----|---------------------|--|-------------|-----------------|------------|---------------------------|------|
| 1134-9232-01 | 7313324001220 | 1 | Blade | Tornado 6118 HW, 7118 HWS, Pro 9118 XWS | 417 | mulching | 118 cm | 182004361/0 | 3 |
| 1134-9233-01 | 7313324001237 | 2 | Blade | Tornado 6118 HW, 7118 HWS, Pro 9118 XWS | 417 | winged | 118 cm | 182004359/0 | 3 |
| 1134-9220-01 | 7313324001107 | 3 | Blade RH + Blade LH | SC 84, SC 84 B, Estate 2084, 2084 H, 3084 H, 3098 H | 418 | mulching winged | 84 cm | 182004358/0 + 182004359/0 | 1+1 |
| 1134-9221-01 | 7313324001114 | 4 | Blade RH + Blade LH | Estate Master, Master Hst, 2084, Estate 2084 H, 3084 H | 418 | mulching | 84 cm | 182004360/0 + 182004361/0 | 1+1 |
| 1134-9223-01 | 7313324001138 | 5 | Blade RH + Blade LH | Estate Collector, Senator, President, SC: 9013, 9214 (2011-), Estate 4092 H, 5092 H, 5092 HW | 456 | mulching | 92 cm | 181004346/3 + 182004352/0 | 1+1 |
| 1134-9224-01 | 7313324001145 | 6 | Blade RH + Blade LH | Estate Collector, Senator, President, SC: 9013, 9214 (2011-), Estate 4092 H, 5092 H | 457 | winged | 92 cm | 182004344/1 + 182004345/1 | 1+1 |
| 1134-9222-01 | 7313324001121 | 7 | Blade RH + Blade LH | Estate Collector, President, Senator, Senator 14, HST 17, Pro HST 17 (2011), Senator HST, Senator HST Special, Senator H HST; SC: 9013, 9214, 92H, 92 B, 6092 HW, Estate 4092 H, 5092 H, 5092 HW | 460 | mulching winged | 92 cm | 182004353/0 + 182004354/0 | 1+1 |
| 1134-9225-01 | 7313324001152 | 8 | Blade | Estate, Tornado, Tornado 14, HST 17, Pro HST 13; SD: 9813, 9812 (2011-), 9814 H (2011-), 98 B, 2098, 2098 H | 486 | mulching | 98 cm | 182004346/0 | 1+1 |
| 1134-9226-01 | 7313324001169 | 9 | Blade RH + Blade LH | Estate 3098 H, 3398 H, 3398 HW, 3098 H, 2398 HW | 490 | winged | 98 cm | 182004362/0 + 182004363/0 | 1+1 |
| 1134-9234-01 | 7313324001244 | 10 | Blade RH + Blade LH | Estate 3098 H, 3398 H, 3398 HW, 3098 H, 5092 HW, 2398 HW | 490 | mulching | 98 cm | 182004364/0 + 182004346/0 | 1+1 |
| 1134-9227-01 | 7313324001176 | 11 | Blade RH + Blade LH | Estate Royal, 19 (2010-), Pro 17 (2010-), Pro, Overland, Overland 22 4WD (2010-), Royal special, Royal H, Overland 4WD, Estate: 5102 H, 5102 HW, 7102 HWSY; ST: 10214, 10216 H (2011-), 102, 6102 HW, Pro 9102 XWS | 517 | mulching winged | 102 cm | 182004347/0 + 182004348/0 | 1+1 |
| 1134-9228-01 | 7313324001183 | 12 | Blade RH + Blade LH | Estate Royal, Royal 19 (2010-), Pro 17 (2010-), Pro, Overland, Overland 22 4WD (2010-); ST 10214, Estate 6102 HW, Pro 9102 XWS | 518 | winged | 102 cm | 182004340/1 + 182004341/1 | 1+1 |
| 1134-9231-01 | 7313324001213 | 13 | Blade | Estate Grand Tornado 17, HST 19, Pro HST 17 (2011-), Grand Tornado, Grand Tornado HST, Grand Tornado H HST; SD: 108 H, 10816, 5108 HW, Tornado 2108 HW, 5108 HW, 4108 H, 5108 H, 6108 HW, 7108 HWS, 3108 H, 3108 HW, 4108 H, 7108 HWSY | 533 | mulching winged | 108 cm | 182004357/0 | 2 |
| 1134-9229-01 | 7313324001190 | 14 | Blade RH + Blade LH | Estate Grand Royal 22, Grand Overland 24E/24 4WD/Pro 25 4WD E (2010), Grand Royal, Grand Overland 4WD/Pro 4WD E, Pro 9122 HWS, Estate Pro 9122 XWSY, Estate 6122 HW, 7122 HWS | 617 | mulching winged | 122 cm | 182004349/0 + 182004350/0 | 1+1 |
| 1134-9230-01 | 7313324001206 | 15 | Blade RH + Blade LH | Estate Grand Royal 22, Grand Overland 24E/24 4WD/Pro 25 4WD E (2010-), Estate 6122 HW, 7122 HWS | 618 | winged | 122 cm | 182004342/0 + 182004343/0 | 1+1 |
| 1134-9218-01 | 7313324001084 | 16 | Blade | SR: 66E, 66 EB, Garden: Compact E HST, Compact E HST B, Combi: 1066H, 1066HQ, Tornado 1066H | 649 | mulching | 66 cm | 184109505/0 | 1 |
| 1134-9219-01 | 7313324001091 | 17 | Blade | Garden: Combi, Combi HST 14, Combi HST, Combi H HST, Pro HST 13, Combi 3072 | 707 | mulching winged | 72 cm | 184109503/0 | 1 |

BELTS



PACKAGING *

| Code | EAN | Type | Fits for | Material | Contains |
|--------------|-----------------|--------------------------|--|-------------------------|-------------|
| 135062018/0 | 7313323032546 | Engine - Gearbox | Estate 2084, 3084, SC 84, SC 84 B, Collector 2084, 3084, Master, 8414 B | Rubber | |
| 135062019/0 | 7313323032553 | Engine - Gearbox | Estate 6092 HW, Estate Baron, Tornado, 4092 H, 5092 H, 5102 H, Grand Tornado; ST: 102 H, 10216 H, Estate 5102 HW | Rubber | |
| 135062000/1 | 8008984291195 | Engine - Gearbox | Estate Basic, Tornado (-2007), Senator (-2006) | Rubber | |
| 135062018/0 | 7313323032546 | Engine - Gearbox | Estate Basic, Tornado (2008-), Collector 4092, Senator (2007-), Senator 14 (2011-), SC 9214 (2011-), ST 10216 H (2011-), SC 92 B, SC 84 B, Classic 90, Collector 13, 5, Collector 90; SC: 84, 9013, 92 H, 9214B, 8414B | Rubber | |
| 135062014/0 | 7313323032539 | Engine - Gearbox | Estate Tornado (2009-, Grand Tornado, Tornado 14, Grand Tornado 17 (2011-), Tornado 2098, Tornado 2108, Tornado 3098 ; SD: 9812, 10816 (2011-), 98 B, 108, 98 ST 102H, SC 9812B | Rubber | |
| 135061980/0 | 8008984363212 | Engine - Gearbox | Estate Tornado HST (-2007), President, President H, President K | Rubber | |
| 135062020/1 | 7313323179180 | Engine - Gearbox | Estate Tornado HST (2008-), President (2007-), Master HST, Grand Royal, Royal, Royal H, Royal special, Senator HST 17, Senator HST, Senator H HST, Senator HST special, Pro HST 17 (2011-), Baron, Royal, Royal 19 (2011-), Royal Pro 17 (2011-), Grand Royal 22 (2011-), Pro, SC 92H, Collector HST, Collector HST, Collector, Royal E, Royal H, Royal K, 3084 H, 3384 H, 6102 HW, 7102 HWS, 7122 HWS; SC: 84 H, 9013 H, 9216 H, 10214, 10216, 10216 H, Estate: 2084 H, 3084 H, 3098 H, 3398 H, Tornado: 4108 H, 5108 H, 6108 HW, 7108 HWS, 6118 HW, 7118 HWS, Estate 7102 HWSY | Rubber | |
| 135062002/1 | 7313323022950 | Engine - Gearbox | Estate Pro 2WD (2009-), Overland 4WD (2009-), Overland, Grand Overland Pro, Pro 4WD E, Grand Overland E, Grand Overland 4 WD Overland 22 4WD (2011-), Grand Overland 24E, Grand Overland 24 4WD, Pro 25 4WD W (2011-), Pro 25E, Pro 20 (2009), Pro 9102 XWS, Pro 9122 XWS, Tornado Pro 9118 XWS, Estate Pro 9122 XWSY | Rubber | |
| 135061407/0 | 7313323022936 | Engine - Gearbox | Garden Combi, Combi Pro HST, Combi 3072 H | Rubber | |
| 135061400/0 | 8008984292307 | Engine - Gearbox | Garden Combi, Estate Master (-2003) | Rubber + laminated core | |
| 135061404/0 | 8008984388444 | Engine - Gearbox | Garden Combi HST, Combi H HST, Combi, Combi Pro HST | Rubber + laminated core | |
| 135061406/0 | 8008984374270 | Engine - Gearbox | Garden Compact, Compact E, Compact EV, Compact Ethanol; SR: 6365, 6365 E | Rubber | |
| 135061429/0 | 7313323032492 | Engine - Gearbox | Garden: Compact E HST, Compact E HST B, Combi 1066 H, Combi 1066 HQ, Tornado 1066 H | Rubber | |
| 135062003/1 | 7313323032515 | Engine - Gearbox | SC 9812 B, SD: 108, 10816, 98, 9812, 9813, 9814, Tornado 2098 H, Tornado 2198 H, Tornado 3098 H, Tornado 3108 H, 3108 HW Tornado 5108 HW | Rubber | |
| 119700062/0 | 7313323021014 | Engine - Gearbox | SR: 63EV, 6365EV, 6365B, 6365V, Compact EV, Compact Pro EV | Rubber | |
| 135061427/0 | 7313323022943 | Engine - Gearbox | SR: 63EV, 6365EV, 6365B-6365V, Compact EV, Compact Pro EV, Compact Ethanol | Rubber | |
| 135061430/0 | 7313323032508 | Engine - Gearbox | SR: 66 E, 66 EB | Rubber | |
| 135062011/0 | 8008984358072 | Engine - Gearbox | ST 102, SC 10216B | Rubber | |
| 135061509/0 | 7313323179104 | Mower deck | Estate 3098 H, 3398 H, | Rubber | |
| 135062811/0 | 8008984186217 | Mower deck | Estate Baron, Royal, Royal 19 (2011-), Royal Pro 17 (2011-); ST 10216 H (2011-), Pro 20, ST 102 B, 102 H, SC 10216B Overland, Overland 22 4WD (2011-), Overland 4WD, Royal special, Royal H, Overland 4 WD, ST 102, 5102 H, 6102 HW, 7102 HWS, Pro 9102 XWS, Estate: 5102 HW, 7102 HWSY | Rubber | |
| 1134-9160-01 | * 7313329131977 | Mower deck | Estate Basic, Tornado, Tornado HST | Kevlar | 135061503/0 |
| 135065605/0 | 7313323179302 | Mower deck - Timing belt | Estate Baron, Royal, Royal 19, Pro 17, Pro 20, Overland 22 4WD (2011-), Overland, Overland 4WD, ST 10216H (2011-), Royal Special, Royal H, ST 102, SC 10216 B, Overland 20, Overland 22, ST 102 B - H, ST 10214, 5102 H, 6102 HW, 7102 HWS, Pro 9102 XWS, Estate: 5102 HW, 7102 HWSY | Rubber | |
| 135061404/0 | 8008984388444 | Mower deck | Garden Combi HST, Garden Combi Pro HST, Combi H HST | Rubber + laminated core | |
| 135061423/0G | 7313323179074 | Mower deck | Garden Combi, Combi HST, Combi H HST, Combi HST 14, Pro HST 13 (2011-), Combi Pro HST, Combi 3072 H; Estate: Master, Master HST | Rubber | |
| 135061428/0 | 7313323032485 | Mower deck | Garden Compact, Compact E HST, Compact E HST B, Combi 1066 H, Combi 1066 HQ, Tornado 1066 H, SR 66 E, SR66 EB | Rubber | |
| 135061508/0 | 7313323019905 | Mower deck | Estate Master, Master HST, 2084, 3084, 3084 H, 3384 H, Classic 90, Collector 13, 5, Collector 90, Collector, Collector HST (-2010), President, Senator - HST, Senator H HST, Pro, Pro H, Pro HST, SC 9013, SC 9013H, SC 92, SC 92H, SC 92B, SC 9214, SC 9214 B, SC 9216 H, ST 10216, 4092, 4092 H, 5092 H, SC: 84, 84 B; SC: 84 H, SC 8414B, Mirage 5.0, 6092 HW; Estate 2084 | Rubber | |
| 135061506/1 | 7313323179098 | Mower deck | Estate Grand Tornado, Grand Tornado HST, Grand Tornado H HST, Grand Tornado Pro HST, Tornado 2108, Tornado 3108 H, 3108 HW; SD: 108, SD 18016, Tornado 5108 HW | Rubber | |
| 135061504/0 | 7313323179081 | Mower deck | Estate Tornado (2009-), Tornado 14, Tornado HST, Tornado HST 17, Tornado 2098, Tornado 2098 H, Tornado 2198 H, Tornado 3098, Tornado 3098 H, Pro HST 13 (2011-); SD: 9812, 9814 H (2011-), 98 B, 98, 98 H; SC: 9812 B, 9813, 9814 | Rubber | |
| 135062812/0 | 8008984248748 | Mower deck | Estate Pro 25, Pro 22, Pro 22E, Grand Royal 22 (2011-), Overland, Grand Overland 24E, Grand Overland 24 4WD, Grand Overland Pro 25 4WD E (2011-), Grand Overland, Grand Overland E, Grand Overland Pro, Grand Overland Pro 4WD E, Grand Royal, Royal, 7122 HWS, Estate Pro 9122 XWSY | Rubber | |
| 135065601/0 | 8008984248755 | Mower deck | Estate Pro 25, Pro 22, Pro 22E, Estate Royal, Grand Royal 22 (2011-), Overland, Grand Overland 24 E, Grand Overland 24 4WD, Grand Overland E, Pro, Pro 4WD, 7122 HWS, Pro 9122 XWS, Estate Pro 9122 XWSY | Rubber | |
| 1134-9208-01 | * 7313323128317 | Mower deck | Tornado 4108 H, 5108 H, 6108 HW, 7108 HWS | Kevlar | 135062028/0 |
| 1134-9209-01 | * 7313323128324 | Mower deck | Tornado 6118 HW, 7118 HWS, Pro 9118 XWS | Kevlar | 135062027/0 |

BLADE HOLDERS



PACKAGING (pos. 2, 3)
Dimensions: 13x20x6 cm approx
Gross weight: 0.170 Kg approx



| Code | EAN | Pos | Description | Fits for | Tech info | Contains |
|--------------|---------------|------|----------------------|--|------------------------|-----------------|
| 1134-3744-01 | 7313323076335 | 1 | Blade holder | Garden 72M Multiclip, Garden Combi | Ø 20 mm / Ø 8.5 mm x 4 | (no pack) |
| 1134-9159-01 | 7313329131960 | 2 | Blade holder | SC 9214-84-92H, SD 9812-9814 H-10816, ST 10216 H, Garden Combi, Estate, Estate Master, Master HST, Senator HST Special, Senator HST, Estate Tornado, Tornado HST, Grand Tornado, Grand Tornado H HST, Grand Tornado HST, Estate Royal, Royal special, Royal H, Grand Royal, Estate Senator H HST, Overland, Grand Overland 4WD, Grand Overland Pro 4WD E Grand Overland Ride-On Mowers, Estate 6092 HW, Estate Pro 9122 HWS, Tornado 5108 HW, Estate 3098 H, 3398 H, Tornado 4108 H, 5108 H, 6108 HW, 7108 HWS, 6118 HW, 7118 HWS, Pro 9118 XWS, Estate: 2084, 5102 HW, 7102 HWSY, Pro 9122 XWSY | Ø 20 mm | 1 x 125463200/0 |
| 1134-9061-01 | 7313329130574 | 3 | Blade holder assy | Scoop | Ø 20 mm | 1 pcs |
| 327787045/1 | 8008984528758 | n.a. | Blade support holder | Garden Compact, Garden Compact E, Garden Compact Ethanol, Garden compact Ethanol EV, Garden Compact EV | - | (no pack) |

STARTER BATTERIES AND CHARGERS



| Code | EAN | Pos | Description | Fits for | Specification | Tech info |
|--------------|---------------|-----|-------------------------|--|---------------|-------------------|
| 9400-0086-00 | 7313323091543 | 2 | Battery | Garden | 12V - 18 Ah | L=150 W=065 H=095 |
| 118120010/0 | 7313323134530 | 3 | Battery | Combi 1066 H/1066 HQ, Tornado 1066 H | 12V - 9 Ah | L=150 W=065 H=095 |
| 118120007/0 | 8008984820074 | 4 | Battery | Garden, Estate | 12V - 18 Ah | L=180 W=075 H=167 |
| 182180090/0 | 7313323019912 | 5 | Charger do. | Garden, Estate, Garden Compact, SR66, Combi 1066 H/1066 HQ, Tornado 1066 H | 600 mAh | EU plug |
| 182180091/0 | 7313323023315 | 5 | Charger do. | Garden, Estate, Garden Compact, SR66, Combi 1066 H/1066 HQ, Tornado 1066 H | 600 mAh | BS plug |
| 1134-9216-01 | 7313324001060 | 6 | Battery charger adaptor | Combi 1066 H/1066 HQ, Tornado 1066 H | 12V - 9 Ah | |

Snow Throwers, Tillers, Scarifiers



ATTACHMENTS FOR TILLERS

| Product name | Art. N. | Pos | SRC 550 RG | SRC 750 G | SRC 775 RG | SRG 775 RB | SRC 795 RB | SRC 685 RG |
|---------------------|--------------|------|------------|-----------|------------|------------|------------|------------|
| Ridging plough | 219000040/14 | 1 | • | • | • | • | • | • |
| Ridging plough | 219000050/08 | 1 | • | | | | | |
| Half side plough | 219000120/18 | 2 | | | | | | • |
| Ridging plough | 219000130/18 | 3 | | | | | | • |
| Kit adjustable spur | 219000170/14 | 4 | | • | • | • | • | |
| Wide tines kit | 219000190/14 | n.a. | | • | | | | |
| Tyres | 219000070/08 | 5 | | • | • | • | | |
| Tyres kit 16" | 219000080/15 | 5 | | | | | | • |
| Iron wheels kit | 219000140/18 | 6 | | | | | | • |



1
Ridging plough



2
Half side plough



3
Ridging plough



4
Kit adjustable spur



5
Tyres



6
Iron wheels kit

ATTACHMENTS FOR SILEX 95 AND 103

| Product name | Art. N. | Pos | Silex 95 | Silex 103 |
|--------------------------------|--------------|-----|----------|-----------|
| Front brush 80 cm | 290950040/10 | 1 | • | |
| Grassland mower 53 cm | 290950010/10 | 2 | • | |
| Snow blade 85 cm | 290950050/10 | 3 | • | |
| Ridging plough | 290950060/10 | 4 | • | |
| Front brush 105 cm | 290950070/10 | 5 | • | |
| Double blade cutting bar 87 cm | 290950030/10 | 6 | • | |
| Rear mounted rotavator 50 cm | 290950020/10 | 7 | • | |
| Ridging plough | 290030020/10 | 8 | | • |
| Rear mounted rotavator 32 cm | 290030010/10 | 9 | | • |



1
Front brush



2
Grassland mower



3
Snow blade



4
Ridging plough



5
Front brush



6
Double blade cutting bar



7
Rear mounted rotavator



8
Ridging plough



9
Rear mounted rotavator

BELTS FOR SNOW THROWERS



PACKAGING *

| Code | EAN | Fits for | Type | Contains |
|--------------|-----------------|---|-------------|--------------|
| 1812-9009-01 | * 7313329180142 | 521 (1983-87), 523 (1988-94) | Drive train | 1812-0352-01 |
| 1812-9016-01 | * 7313329180104 | 522 (1995-96), 524 (1994-99), 725 (1996), Snow Master, Snow Buster, Snow King, Snow Storm, Snow Blizzard, Snow Spark, Snow Hurricane, Snow Track, Snow Unltd, Snow Flake, Snow Power, Snow Super, 827 (1994-96), 827T (1994-95), 928 (1997, 2000-02), 928T (2000-02), 1030 (1994-96), 866 (2004-), 1130 (1997), 1384 (2002-), 966D, 1174 Track, 1384D | Drive train | 1812-2220-01 |
| 1812-9010-01 | * 7313329180098 | 725T, 825T (1986-93) | Drive train | 1812-0592-01 |
| 1812-9008-01 | * 7313329180135 | 825 (1983-93) | Drive train | 1812-0201-01 |
| 1812-0323-01 | 7313323108852 | 828 (1988-93), 1132 (1983-87), 1232 (1988-93) | Drive train | 1812-0323-01 |
| 1812-1157-01 | 7313323109309 | 928T, 1030, 1030WE, 1130E | Drive train | (no pack) |
| 1812-2220-01 | 7313323111128 | 966D (2006-), Snow Blizzard, Snow Flake, Snow Power, Snow Spark Drive train, Snow fox | Drive train | (no pack) |
| 1812-1771-01 | 7313323110275 | 1174HST (2002-) | Drive train | (no pack) |
| 118820303/0 | 7313323157485 | ST 4262 PB, ST 5262 PB, 5266 PB, 5266 PB track | Drive train | (no pack) |
| 118820440/0 | 7313323158178 | ST4851 AE, ST 8051 AE | Drive train | (no pack) |
| 1811-9018-01 | * 7313323128331 | ST 6276 PB | Drive train | 118820679/0 |
| 1812-2515-01 | 7313323111777 | Snow Flake, Snow Power (2012-) | Drive train | (no pack) |
| 1811-2410-01 | 7313323106674 | Snow Rise (2006-), Snow Cube, Crystal (2007-) | Drive train | (no pack) |
| 1812-9025-01 | * 7313329180067 | 320 (1997), 321 (1998), 521 (1999), Snow Star (1999-), Snow Max (2000-) | Auger | 1812-1460-01 |
| 1812-9012-01 | * 7313329180111 | 521 (1985-87), 523 (1988-93), 524 (1994), 725T (1988-93), 827T (1994) | Auger | 1812-0511-01 |
| 1812-9021-01 | * 7313329180210 | 725 (1996), 827T (1995) | Auger | 1812-1353-01 |
| 1812-9013-01 | * 7313329180166 | 825 (1985-93), 825T (1986-93) | Auger | 1812-0530-01 |
| 1812-9017-01 | * 7313329180197 | 827 (1994), 5266 PB Track | Auger | 1812-1304-01 |
| 1812-9020-01 | * 7313329180081 | 827 (1995-96), Snow Buster, Snow King, Snow Spark, Snow Storm, Snow Blizzard, Snow Unltd, Snow Hurricane, Snow Track, Snow Flake, Snow Power, Snow Super, 928 (1997, 2000-02), 866 (2004-), 1174HST (2002-), 1384 (2002-), 966D, 1174 Track, 1384D | Auger | 1812-1337-01 |
| 1812-9014-01 | * 7313329180173 | 828 (1983-93), 1132 (1983-87), 1232 (1989-93) | Auger | 1812-0314-01 |
| 1812-9023-01 | * 7313329180234 | 928E (1998-99), 1130E (1998), 1330E (1999), 1333 (2000-01) | Auger | 1812-1538-01 |
| 1812-1507-01 | 7313323109835 | 928ET (1998-99) | Auger | (no pack) |
| 1812-2232-01 | 7313323181299 | 966D, 1171 HST, 1381 HST (2006-) | Auger | (no pack) |
| 118820278/0 | 7313323157423 | ST 4262 PB, ST 5262 PB, 5266 PB | Auger | (no pack) |
| 1811-9019-01 | * 7313323128348 | ST 6276 PB | Auger | 118820647/0 |
| 1812-1878-01 | 7313323110480 | Snow Breeze (2004-2006), Snow Frost (2007-) | Auger | (no pack) |
| 1811-2578-01 | 7313323107534 | Snow Crystal (2007-) | Auger | (no pack) |
| 1811-2356-01 | 7313323106605 | Snow Electr. 2000 (2007-) | Auger | (no pack) |
| 1811-2091-01 | 7313323106582 | Snow Fall (2004-2005) | Auger | (no pack) |
| 1812-2784-01 | 7313323112408 | Snow Fox | Auger | (no pack) |
| 1812-9026-01 | 7313329180272 | Snow Master (2001-2003), 522 (1995-96), 524 (1997-99), Snow Master (2000) | Auger | (no pack) |
| 1812-2566-01 | 7313323111937 | Snow Prisma | Auger | (no pack) |
| 1811-2579-01 | 7313323107541 | Snow Cube (2012-) | Auger | (no pack) |
| 1812-2012-01 | 7313323110749 | Snow Rex (2005-) | Auger | (no pack) |

MAINTENANCE FOR SNOW THROWERS



| Code | EAN | Description | Fits for |
|------------|---------------|------------------|----------------|
| 18-1936-61 | 7313321801762 | Protective cover | 2 stage models |

OTHER FOR SNOW THROWERS



| Code | EAN | Pos | Description | Fits for | Note |
|--------------|---------------|------|----------------|--|---------------|
| 1812-9003-01 | 7313329180029 | 1 | Friction wheel | 828 - 1232 (1983-93) | - |
| 1812-2872-01 | 7313323112583 | 2 | Friction wheel | 1371 - 1581 | Kit of 2 pcs. |
| 1812-1817-01 | 7313323110329 | 3 | Friction wheel | 522 - 825 (1983-93), all (1994-) | - |
| 1812-9006-01 | 7313329180050 | 4 | Shear bolt | Snow flake, Snow Power, ST1030, 1130E, 1384, 1384D, Snow Flake | Kit of 2 pcs. |
| 1811-9012-02 | 7313323207777 | 5 | Shear bolt | Snow Rise (2006-) | Kit of 4 pcs. |
| 1811-9013-02 | 7313329180340 | n.a. | Shear bolt | Stage Park Pro | Kit of 2 pcs. |
| 1812-9029-01 | 7313329180326 | 6 | Shear bolt | 966D, 1171HST, 1381HST (2006-) | Kit of 2 pcs. |
| 1812-9005-01 | 7313323128133 | 7 | Shear bolt | Among others Snow Storm, Snow Blizzard, Snow Hurricane, Snow Track, 866, 1174HST, Snow Spark, Flake, Power, Snow Fox | Kit of 2 pcs. |
| 1811-9011-01 | 7313329180302 | 8 | Shear bolt | Snow Fall (2004-2005) | Kit of 2 pcs. |
| 1811-2761-02 | 7313323180421 | 9 | Shear bolt | - | Kit of 4 pcs. |
| 1812-0809-01 | 7313323109125 | n.a. | Shear bolt | - | - |

BELTS FOR TILLERS

| Code | EAN | Type | Description | Fits for |
|--------------|---------------|--------------|-------------|-----------------------------------|
| 11880001/0 | 7313323030641 | Transmission | Belt | 95 B, 95 H |
| 1483-2034-01 | 7313323115744 | Transmission | Belt | Silex 40-G, 40R-G |
| 1483-2036-01 | 7313323115768 | Transmission | Belt | Silex 40R-G, 50R-B |
| 1483-2035-01 | 7313323115751 | Transmission | Belt | Silex 50-G, 50-H, 50R-B |
| 1483-2149-01 | 7313323116109 | Transmission | Belt | Silex 75-G, 75R-B, 75R-H, 75R-HX |
| 1483-2141-01 | 7313323116062 | Transmission | Belt | Silex 75R-B, 75R-H, 75R-HX |
| 1483-2263-01 | 7313323116338 | Transmission | Belt | Silex 82R-HX |
| 1483-2352-01 | 7313323116642 | Transmission | Belt | Silex 87B, 95B, 95H petrol scythe |
| 1483-2350-01 | 7313323116628 | Transmission | Belt | Silex 87B petrol scythe |
| 1483-2137-01 | 7313323116055 | Transmission | Belt | Silex 360-G |
| 1483-2113-01 | 7313323115997 | Transmission | Belt | Silex 500-G, 500R-G |
| 1483-2114-01 | 7313323116000 | Transmission | Belt | Silex 500R-G |

BATTERIES AND CHARGERS



| Code | EAN | Pos | Description | Fits for | Specification | Tech info |
|---------------|---------------|-----|-----------------|-----------------------|---------------|-----------|
| 270485018/S15 | 8008984633582 | 1 | Lithium battery | SRC 48 AE, ST 4851 AE | 48 V - 5.0 Ah | |
| 270480028/S15 | 8008984633643 | 2 | Battery charger | SRC 48 AE, ST 4851 AE | 48 V - 1.5 Ah | |
| 1111-9318-01 | 7313324006546 | 3 | Lithium battery | ST 8051 AE | 80V - 2.5 Ah | |
| 1111-9309-01 | 7313324006379 | 3 | Lithium battery | ST 8051 AE | 80V - 4.0 Ah | |
| 1111-9310-01 | 7313324006386 | 3 | Lithium battery | ST 8051 AE | 80V - 5.0 Ah | |
| 1111-9311-01 | 7313324006393 | 4 | Battery charger | ST 8051 AE | 80V - 4.0 Ah | EU plug |
| 270013088/S16 | 8008984782563 | 4 | Battery charger | ST 8051 AE | 80V - 4.0 Ah | BS plug |

BELTS FOR SCARIFIERS

| Code | EAN | Type | Description | Fits for |
|--------------|---------------|--------------|-------------|----------|
| 1319-1918-01 | 7313323038272 | Transmission | Belt | VB 40 |
| 1716-0015-01 | 7313323105417 | Transmission | Belt | VE 32 |

Engine Parts



FILTERS

The aim of the filter is filtering the air that is channelled from the outside to the combustion chamber, getting rid of all impurities. A non-perfectly clean air filter can affect the performance and life of the engine itself. It is therefore vital to check it and replace it when dirty. The STIGA range includes filters suitable for each type of machine.



| Code | EAN | Pos | Description | Fits for | Contains |
|--------------|---------------|-----|-------------|--|-------------|
| 1111-9272-01 | 7313324000803 | 1 | Air filter | Combi 48 S AE, 50 S AE | 118401009/0 |
| 1111-9152-01 | 7313329113201 | 2 | Air filter | V 35, SV 40, RV 45, RM 45 (-2011) | 118550011/0 |
| 1111-9170-01 | 7313329113409 | 3 | Air filter | OM 65, RM 65 (2007-2008) | 118550187/0 |
| 1134-9162-01 | 7313329131991 | 4 | Air filter | WM 13.5, WM 14.5, WM 16 | 118550199/0 |
| 1134-9163-01 | 7313329132004 | 5 | Air filter | WM 12.5 | 118550321/0 |
| 1111-9204-01 | 7313329114727 | 6 | Air filter | OM 55, RM 55, SA 55, SA 65 (160+196 cc), ST 170 OHV, ST 170 LS OHV | 118550257/0 |
| 1111-9169-01 | 7313329113393 | 7 | Air filter | RM 45 (2007-2009) | 118550147/0 |
| 1111-9205-01 | 7313329114734 | 8 | Air filter | SA 45 (140 cc) | 118550452/0 |
| 118550704/0 | 7313323001962 | 9 | Air filter | RSC100 | (no pack) |
| 118550748/0 | 7313323105059 | 10 | Air filter | RSC100, RSCT100 | (no pack) |
| 118550945/0 | 7313323135940 | 11 | Air filter | ST 45 (140 cc), ST 120 OHV, ST 140 OHV | (no pack) |
| 118550946/0 | 7313323135957 | 12 | Air filter | ST 45 (140 cc), ST 120 OHV, ST 140 OHV | (no pack) |
| 118551157/0 | 7313323136589 | 13 | Air filter | STIGA 5750 (224 cc) | (no pack) |
| 118550427/0 | 7313323103468 | 14 | Fuel filter | | (no pack) |

SPARK PLUGS

The STIGA spark plugs are suitable for all 2 and 4 stroke engines from the STIGA machines. In particular the K7RTC spark plug has been designed specifically for the 100 cc engine fitted on all lawnmowers and tillers. These spark plugs reduce the formation of combustion deposits therefore reducing the risk of faulty ignition and internal faults. They have a long life and are highly resistant to vibrations.



| Code | EAN | Pos | Type | Fits for |
|--------------|---------------|-----|--------|---|
| 1111-9028-02 | 7313329110965 | 1 | J19LM | Most Walk-Behind Mowers, STIGA-engine V35, SV 40 |
| 3210060 | 5010874509481 | 2 | RJ19LM | W. Anti-Interference Resistor. Most Walk-Behind Mowers, STIGA-engine V35, SV40, RM45 |
| 9400-0289-01 | 7313329114796 | 3 | RN9YC | Honda GCV135, GCV160, STIGA-engine OM60, RV/RM 65 |
| 1911-9221-01 | 7313323128409 | 4 | RY4C | SP316, SP 316C, SPR 276, SPR 276C |
| 1111-9206-01 | 7313329114741 | 5 | RC12YC | STIGA WM, STIGA OM55, ST 45 (140 cc) (- 2015), ST 170 OHV, ST 170 LS OHV, ST TRE 5750, ST TRE 7050, ST TRE 7250, ST TRE 7500, ST TRE 7750 |
| 3210022 | 5010874504219 | 6 | CJ7Y | Chainsaw: 955, SP: 340, 370, 410, 460, 510, 382, 472, 522 SPR: 270, 270C. Brushcutter: ST: 210, 26J, SB: 22, 28, 26, 26JD, 29S, 29DS, 30, 40, 52, 34, 34D, 35S, 35DS, 43S, 51DS BJ: 325, 325D, 335, 335D, 345D |
| 9400-0278-00 | 7313323091550 | 7 | CJ8Y | Tiller: JB20, JB25 - Snow-thrower: 321, 521, Snow Star, Snow Max |
| 9400-0259-00 | 7313329114925 | 8 | DJ6J | |
| 9400-0226-00 | 7313329112099 | 9 | DJ7Y | Trimmer: 6000, 7000, 8000 |
| 123051000/0 | 7313323060228 | 10 | RZ7C | Trimmer: 27, 29, 32, 35. Chainsaw: SP 350, 352, 400, 442 |
| 118550658/0 | 7313329114772 | 11 | K7RTC | Walk-Behind Mowers Engine: STIGA 100 cc, STIGA 5750 (224 cc), ST 45 (140cc) (2015 -2018), ST 120 OHV, ST 140 OHV |
| 3210024 | 8008984519015 | 12 | RCJ7 | Bruhccutter: SBK 27, 27D, 35, 35D, 45, 45D, 53 |

Lubricants and cans



CHAIN OIL

To work Properly, chainsaw chains and bars must be lubricated. The chain oil avoids excessive friction between the bar and the chain that might cause wear and tear as well as damages.

MINERAL CHAIN OIL

High viscosity, extremely tacky lubricant which has been developed for lubrication of all types of pressure fed chainsaws.

FAST BIODEGRADABLE CHAIN OIL

Environmentally aware chainsaw oil based on harvestable raw materials. Such a product makes a significant contribution to reducing ecological pollution. According to the CEC L-33-A-93 test method STIGA Biodegradable Chain Oil is biodegraded more than 90% within 21 days and it is not water-soluble. It is rapidly biodegraded in the biologically active upper reaches of the soil.

IDEAL FOR



1



3

Dimensions: 12x5.8x22.5 cm
Pcs per box: 12
Box per pallet: 36



2



4

Dimensions: 21x11x31 cm
Pcs per box: 4
Box per pallet: 27

| Code | EAN | Pos | Type | Specifications | Capacity | Note |
|--------------|---------------|-----|---------------|----------------|----------|----------------|
| 1111-9228-01 | 7313329115076 | 1 | Mineral | - | 1 L | Export |
| 1111-9229-01 | 7313329115083 | 2 | Mineral | - | 5 L | Export |
| 1111-9276-01 | 7313324000841 | 3 | Biodegradable | - | 1 L | Export + Italy |
| 1111-9247-01 | 7313329115267 | 4 | Biodegradable | - | 5 L | Export + Italy |

2 STROKE OIL

In the 2 stroke engine the fuel air mixture is burned and the exhaust gases cleared out on the down stroke and the cylinder is recharged and the working fluid compressed during the upstroke.

STIGA 2 stroke oils has a higher certification in comparison to the majority of lubricants in the market. It is certified JASO FD that means a superior quality and a better oiling. A superior quality means the engine parts have a better lubrication, the spark plug hardly get dirty, less leftovers in the cylinder, so low smoke and a better engine performance. Less poisoning as a consequence and finally catalyser will not get damaged. See the graphic.

IDEAL FOR



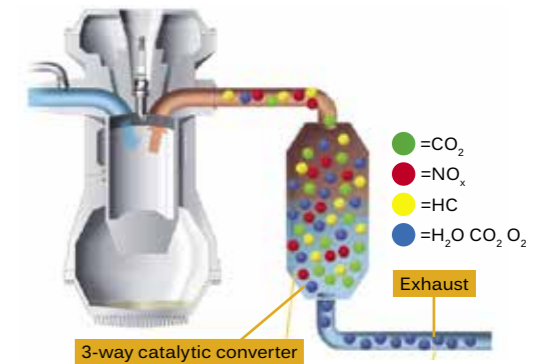
1

Dimensions:
14x5.7x25 cm
Pcs per box: 12
Box per pallet: 28



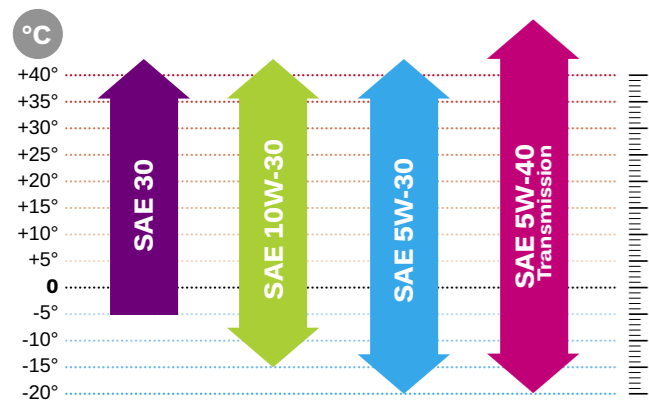
2

Dimensions:
5x5x10 cm
Pcs per box: 2 kits of 20
Box per pallet: 60



| Code | EAN | Pos | Type | Specifications | Capacity | Note |
|--------------|---------------|-----|----------------|------------------------------|-----------|--------|
| 1111-9230-01 | 7313329115090 | 1 | Synthetic 100% | API TC - JASO FD - ISO-L-EGD | 1 L dozer | Export |
| 1111-9231-01 | 7313329115106 | 2 | Synthetic 100% | API TC - JASO FD - ISO-L-EGD | 0.1 L | Export |

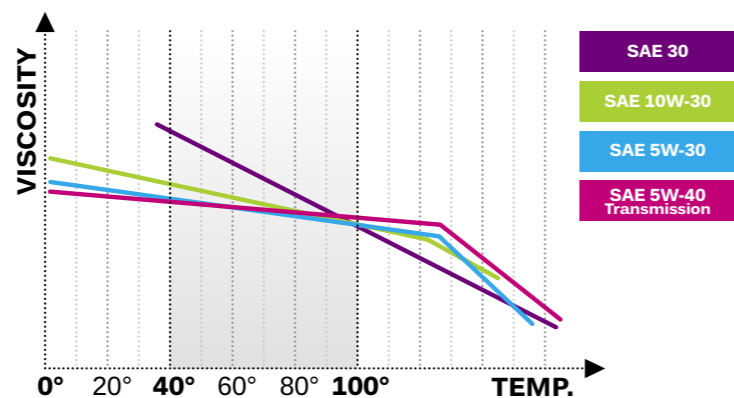
4 STROKE OILS AND TRANSMISSION OIL



Temperature performance

Whether you're looking for better performance or improved reliability in your engine, it's essential that you get your oil right. Using the correct oil keeps your engine running smoothly. Primarily, oil stops the metal surfaces in your engine from grinding together and wearing, by creating a separating oil film between them.

The oil also disperses heat and reduces wear, Protecting the engine. On top of this, good oil prevents dirt build-up and deposits by keeping them in suspension. Motor oil even Protects against sludge and fights oxidation, keeping the oil fresh and minimising acids which can cause corrosion. In short, oil matters.



Viscosity performance

SAE 30 is superb for use from 0 °C ambient temperature, the specifications API SL/CF mean that it is suitable for both gasoline and diesel engines with and without turbo charger.

SAE 10W-30 designates a multigrade-oil. "10W" stays for the viscosity of the oil at cold temperature and the number 30 indicates the viscosity at 100 °C.

SAE 5W-30 designates a multigrade-oil. "5W" stays for the viscosity of the oil at cold temperature and the number 30 indicates the viscosity at 100 °C.

IDEAL FOR



Dimensions: 10x4.7x19.4 cm
Pcs per box: 16
Box per pallet: 35



Dimensions: 12x5.8x22.5 cm
Pcs per box: 12
Box per pallet: 36



3



5



6

Dimensions: 13x6.8x25.4 cm
Pcs per box: 12
Box per pallet: 36

SAE 5W-30 ALSO IDEAL FOR



TRANSMISSION OIL

The transmission fluid plays a very important role in the whole transmission system. It serves as a hydraulic element of the transmission system, keeping it clean and well lubricated, and keeps the temperature at the right level. With so many important components inside a transmission it is very important to stay on top of this service. Once transmission fluid breaks down it allows moving internal parts of the transmission to fatigue.

IDEAL FOR



Dimensions: 13x6.8x25.4 cm
Pcs per box: 12
Box per pallet: 36

1



Dimensions: 10.5x20x29 cm
Pcs per box: 5
Box per pallet: 18

2



| Code | EAN | Pos | Type | Specifications | Capacity | Note |
|--------------|---------------|-----|-----------|--------------------|----------|--------|
| 1111-9240-01 | 7313329115199 | 1 | SAE 5W-40 | API GL-4/GL-5 | 1.4 L | Export |
| 1111-9241-01 | 7313329115205 | 2 | SAE 5W-40 | API GL-4/GL-5 | 4 L | Export |
| 1111-9281-01 | 8008984813175 | | SAE 5W-50 | API GL-4/GL-5 + LS | 1.4 L | Export |
| 1111-9282-01 | 8008984813182 | | SAE 5W-50 | API GL-4/GL-5 + LS | 5 L | Export |
| 1111-9300-01 | 7313324005839 | | SAE 5W-50 | API GL-4/GL-5 + LS | 60 L | |

CANS

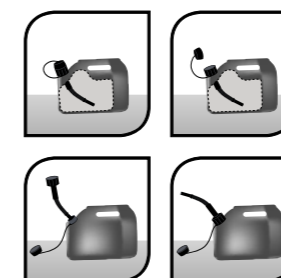
The yellow fuel can is certified for land and sea transport. The dispenser allows the liquid to run out continuously without any over-flowing. The cap has special seals suitable to be in contact with the various types of hydrocarbons. The Combian canister holds 5 litres of petrol and 2 litres of oil. It is fitted with an effective anti-overflow device so that filling is stopped automatically when the tank is full. The 2 cans can be separated.



1

Dimensions: 28x19x18 cm
Gross weight: 0.500 Kg


Instructions for Can For Fuel



2

Dimensions: 31x29.5x15 cm
Gross weight: 1.065 Kg

Instructions for Combian For Oil/Fuel



| Code | EAN | Pos | Type | Capacity |
|--------------|---------------|-----|---------|-----------|
| 1111-0001-01 | 7313329115038 | 1 | Can | 5 L |
| 1911-9144-01 | 7313329191209 | 2 | Combian | 5 L + 2 L |

| Code | EAN | Pos | Type | Specifications | Capacity | Note |
|--------------|---------------|-----|------------|-----------------------------------|----------|--------|
| 1111-9234-01 | 7313329115137 | 1 | SAE 30 | API SL/CF - ACEA A3/B4 | 0.6 L | Export |
| 1111-9235-01 | 7313329115144 | 2 | SAE 30 | API SL/CF - ACEA A3/B4 | 1 L | Export |
| 1111-9236-01 | 7313329115151 | 3 | SAE 30 | API SL/CF - ACEA A3/B4 | 1.4 L | Export |
| 1111-9237-01 | 7313329115168 | 4 | SAE 10W-30 | API SL/CF - ACEA A3/B4 | 0.6 L | Export |
| 1111-9238-01 | 7313329115175 | 5 | SAE 10W-30 | API SL/CF - ACEA A3/B4 | 1.4 L | Export |
| 1111-9242-01 | 7313329115212 | 6 | SAE 5W-30 | API SL/CF - ACEA C-3 - ACEA A3/B4 | 1.4 L | Export |

Safety clothing



FORESTAL JACKET

The Forestal Jacket can rely on the high quality and good brand of STIGA. It is made of a 4-way stretch micro-rip fabric that is resistant and very comfortable to wear. The waterproof Pezatec shoulder reinforcements are an extra asset. The STIGA grey meets high-visibility yellow, so as to enhance users' visibility in all conditions while displaying the STIGA brand. It is available in sizes from S to XXL.



PACKAGING
Dimensions: 38.5x29x10 cm
Gross weight: 1.200 Kg
Pcs per box: 25
Box per pallet: 20

| Code | EAN | Description | Size |
|--------------|---------------|-----------------|------|
| 1599-1928-01 | 8008989902409 | Forestal jacket | S |
| 1599-1928-11 | 8008989902416 | Forestal jacket | M |
| 1599-1928-21 | 8008989902423 | Forestal jacket | L |
| 1599-1928-31 | 8008989902430 | Forestal jacket | XL |
| 1599-1928-41 | 8008989902447 | Forestal jacket | XXL |

PROTECTIVE TROUSERS

The STIGA Protective trousers has chainsaw Protection class 1 (20 m/s) type A. they can rely on the high quality and good brand of STIGA. They are made of a 4-way stretch micro-rip fabric that is resistant and very comfortable to wear. In addition the trousers are extremely light and Protective at the same time. The unmistakable grey color marks the style with the addition of high visibility inserts. They are available in sizes from S to XXL.



PACKAGING
Dimensions: 38.5x29x10 cm
Gross weight: 1.800 Kg
Pcs per box: 25
Box per pallet: 20

| Code | EAN | Description | Size |
|--------------|---------------|---------------------|------|
| 1599-1929-01 | 8008989902454 | Protective trousers | S |
| 1599-1929-11 | 8008989902461 | Protective trousers | M |
| 1599-1929-21 | 8008989902478 | Protective trousers | L |
| 1599-1929-31 | 8008989902485 | Protective trousers | XL |
| 1599-1929-41 | 8008989902492 | Protective trousers | XXL |

PROTECTIVE LEGGINS

The STIGA Protective leggings has chainsaw Protection class 1 (20 m/s) type A. they can rely on the high quality and good brand of STIGA. The airy design offers an increased ventilation thanks to the smoothly running zipper and the easy buckle closure of the belt. They are available in one size.



PACKAGING
Dimensions: 36.5x43x4 cm
Gross weight: 1.300 Kg
Pcs per box: 5
Box per pallet: 40

| Code | EAN | Description | Size |
|--------------|---------------|---------------------|----------|
| 1599-1924-00 | 8008989902508 | Protective leggings | One size |

TECHNICAL GLOVES

The technical gloves are in compliance with EN 388 (3-1-2-2) so they Protect against mechanical risks. They provide great dexterity thanks to their good fit and the use of flexible materials. They are anti-vibration working gloves made of a high quality leather so they can offer a perfect dexterity when holding the chainsaw.



PACKAGING
Dimensions: 12x31x3 cm
Gross weight: 0.113 Kg
Pcs per box: 100
Box per pallet: 30

| Code | EAN | Description | Size |
|--------------|---------------|------------------|------|
| 1599-1931-01 | 8008989902515 | Technical gloves | 8 |
| 1599-1931-11 | 8008989902522 | Technical gloves | 9 |
| 1599-1931-21 | 8008989902539 | Technical gloves | 10 |
| 1599-1931-31 | 8008989902546 | Technical gloves | 11 |
| 1599-1931-41 | 8008989902553 | Technical gloves | 12 |

BRACES

The STIGA braces are adjustable in height and can be bixed on any pair of trousers because they are available with loops or with clips.



PACKAGING
Dimensions: 12x32x3 cm
Gross weight: 0.150 Kg
Pcs per box: 100
Box per pallet: 30

| Code | Pos | EAN | Description | Size |
|--------------|-----|---------------|-------------------|----------|
| 1599-1941-00 | 1 | 8008989902652 | Braces with loops | One size |

HELMET

Forestry helmet made in ABS with stainless steel visor, earmuffs (26dB SNR) and one hand ratchet system. Weighs 650 gr.



| Code | EAN | Description | Size |
|--------------|---------------|-------------|----------|
| 1599-1913-11 | 8008989903772 | Helmet | One size |

LAWN MOWERS

71

| | |
|--------|----|
| Cables | 71 |
|--------|----|

FRONT MOWERS & LAWN TRACTORS

74

| | |
|-------------------------------|----|
| Belt pulleys | 74 |
| Tension rollers | 74 |
| Lifting devices | 74 |
| Casing wheels - guard rollers | 75 |
| Other | 75 |
| Electric parts | 76 |
| Cables | 76 |

PROGRAMMING CABLE

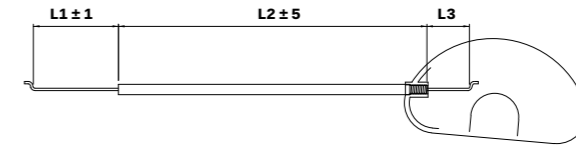
78

SPECIAL SCREW DRIVERS

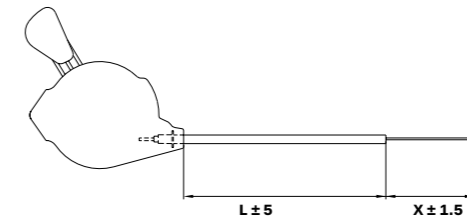
78

LAWN MOWERS

Throttle cables

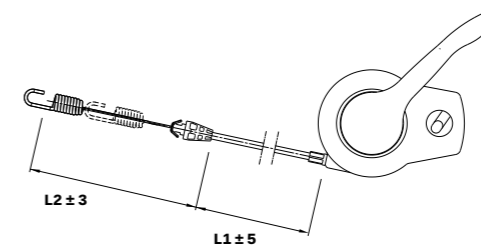


| Code | EAN | Description | Fits for | Dimensions (mm) |
|-------------|---------------|----------------|---|----------------------------|
| 481007080/0 | 8008984353343 | Throttle cable | Dino 47, 47B. Multiclip 53 S Rental B (2011-), 50, 50 B, 50 Plus, 50S Plus, 50S Rental, 50SE Rental B, 50S. Special B (2011-) | L1= 50 - L2= 1755 - L3= 25 |



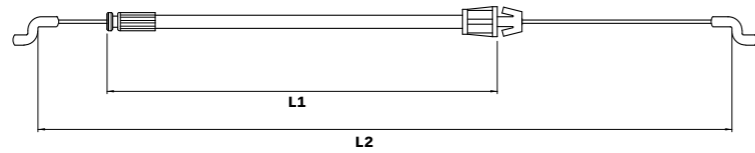
| Code | EAN | Description | Fits for | Dimensions (mm) |
|-------------|---------------|----------------|---|-----------------|
| 481007080/0 | 8008984353343 | Throttle cable | Dino 47, 47B. Multiclip 53 S Rental B (2011-), 50, 50 B, 50 Plus, 50S Plus, 50S Rental, 50SE Rental B, 50S. Special B (2011-) | L= 1755 - X= 50 |
| 181005501/1 | 7313328002179 | Throttle cable | Combi 48 SQ BW, Combi 53 SQ BW, 53 SEQ BW, Turbo X3 50 S (2011-) | L= 1100 - X= 54 |
| 181005502/1 | 7313328002162 | Throttle cable | Combi 48 SQ BW B, 48SQ B, 53 SQ B - Combi 53 SQ BW B - Turbo 53 S BW Plus B - Turbo Excel 50 S B, 50 SE B (2011-), Excel 50 S B | L= 1440 - X= 48 |
| 181005503/1 | 7313323005298 | Throttle cable | Turbo X3 50 S H (2011-) | L= 1480 - X= 54 |
| 181005509/0 | 7313323005359 | Throttle cable | Turbo Excel 55 S B, Turbo X3 55 S B (2011-) | L= 1480 - X= 54 |
| 181005513/0 | 7313323005397 | Throttle cable | Turbo 53 S BW Plus H (2011-), 53 S H | L= 1070 - X= 54 |
| 181005514/0 | 7313323005403 | Throttle cable | Turbo 48 Plus H (2011-) | L= 1035 - X= 54 |
| 181005515/0 | 7313323005410 | Throttle cable | Turbo 48 S BW Plus H (2011-), 48 S H | L= 1035 - X= 54 |
| 181005516/0 | 7313323005427 | Throttle cable | Turbo 48 Plus B, Turbo 48 S BW Plus B (2011-), 48 S B | L= 1390 - X= 48 |
| 181005508/0 | 7313323005342 | Throttle cable | Collector 53 S B | L= 1480 - X= 48 |
| 181005510/0 | 7313323005366 | Throttle cable | Turbo Excel 55 S H | L= 1160 - X= 49 |
| 181005511/0 | 7313323005373 | Throttle cable | Combi 48 B, SB. Multiclip 50 B, SB. Multiclip Euro 50 B | L= 1355 - X= 48 |
| 181005512/0 | 7313323005380 | Throttle cable | Combi 53 | L= 1070 - X= 54 |
| 181005517/0 | 7313323005434 | Throttle cable | Combi 48, Combi 48 S, Multiclip 50, 50S, 50SE. Multiclip Euro 50 H (- 2013), Multiclip 47 | L= 1020 - X= 54 |
| 181005520/1 | 7313323005458 | Throttle cable | Excel 50 S4Q Inox B, Turbo Excel 55 S B, 50, 50 S | L= 1480 - X= 51 |
| 181005525/0 | 7313323005489 | Throttle cable | Combi 53 S B | L= 1010 - X= 54 |
| 181005523/1 | 7313323015525 | Throttle cable | Excel 55 SQ B | L= 1310 - X= 49 |
| 181007126/0 | 7313323005632 | Throttle cable | Turbo 50 S Rental H (2011-) | L=1040 - X=37 |
| 181007130/0 | 7313323005663 | Throttle cable | Multiclip 50 S H (2011-) | L=1010 - X=37 |
| 181007145/0 | 7313323005694 | Throttle cable | Turbo Power 50 SB, 53SB | L=1380 - X=60 |
| 181007128/0 | 7313323005656 | Throttle cable | Turbo 50 S Rental B (2011), Turbo 55 S Rental B (2011) | L=1270 - X=60 |
| 181005542/0 | 7313323180292 | Throttle cable | Twinclip: 55 S H BBC, 55 S-R H BBC | L=1135 - X=58 |

Blade Brake Clutch Cable



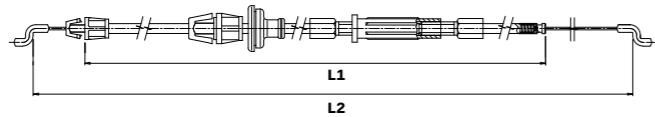
| Code | EAN | Description | Fits for | Dimensions (mm) |
|-------------|---------------|--------------------------|-----------------------------------|------------------|
| 381030064/0 | 7313323013132 | Blade brake clutch cable | Excel 55 SQ B BBC | L1=1430 - L2=141 |
| 381030081/0 | 7313323013187 | Blade brake clutch cable | Twinclip 55 S H BBC, 55 S-R H BBC | L1=1275 - L2=132 |

Thread Engine Brake Cables




| Code | EAN | Description | Fits for | Dimensions (mm) |
|-------------|---------------|---------------------------|---|-------------------|
| 181000692/0 | 7313323004468 | Thread engine brake cable | Turbo 50 S Rental B- Turbo 55 S Rental B (2011-), Turbo Pro 50 S B | L1=1050 - L2=1277 |
| 181000730/0 | 7313323004512 | Thread engine brake cable | Multiclip 53 S Rental B (2011-) | L1=930 - L2=1157 |
| 181000769/1 | 7313323004628 | Thread engine brake cable | Multiclip Pro 50 Svan, Pro 50 S Svan, Pro 50 4S Inox Svan, Pro 53 S Svan, Pro 53 4S Svan (2011-) Multiclip Pro 53 S B | L1=970 - L2=1206 |
| 181030065/0 | 7313323005939 | Thread engine brake cable | Turbo Excel 50 S B, 50 SE B, 55 S B, 55 SQ B; Turbo X3 50 S, X3 50 S H, X3 55 S B (2011-), Excel 50 S B, 50 S4Q INOX B | L1=1185 - L2=1372 |
| 181030061/0 | 7313323005915 | Thread engine brake cable | Turbo 50 S Rental H; Turbo Pro 55 4S (2011-); Turbo Pro 50 S, Turbo Pro 55 S4 B | L1=1050 - L2=1282 |
| 181030066/0 | 7313323005946 | Thread engine brake cable | Turbo Excel 50 S H AVS, Excel 55 S H AVS, Excel 55 S H BBC (2011-), Excel 50 S4Q B, 55 SQB BBC | L1=1150 - L2=1374 |
| 181030053/0 | 7313328002315 | Thread engine brake cable | Combi 48 SQ BW, 48 SQ B; Combi 53 SQ BW, 53 SQ B; Combi 53 SEQ BW; Combi 48 SQ BW B; Combi 53 SQ BW B (2011-), Collector 46, 46S, 46B, 46 SB, 46 SH | L1=1150 - L2=1313 |
| 181030073/0 | 7313323005960 | Thread engine brake cable | Turbo 48 Plus B, 48 SB, 48 SH, 48 S BW Plus B, 48 Plus H, 48 S BW Plus H (2011-) | L1=1085 - L2=1241 |
| 181000733/0 | 7313323004536 | Thread engine brake cable | Multiclip 50 S H (2011-) | L1=927 - L2=1101 |
| 181030074/0 | 7313323005977 | Thread engine brake cable | Turbo 53 S BW Plus B; Turbo 53 S BW Plus H (2011-), 53 SH | L1=1125 - L2=1311 |
| 181000618/0 | 7313323004352 | Thread engine brake cable | Multiclip 50 Rental B, 50 S Rental B, 50 SE Rental B, 50 S Special B, 50 Plus, 50 S Plus, 50 SB Plus, 50 SE Plus, 50 S Rental (2011-), 50 SE B Plus, 50 SEV B Plus | L1=1000 - L2=1227 |
| 181030056/0 | 7313323005885 | Thread engine brake cable | Combi 48, 48S, 48B, 48SB, 48SB, Multiclip 47, 50, 50S, 50B, 50SB, 50H, 50SH, Multiclip Euro 50 B, H, 50SE, 50H. Collector 43, 48, 48S, 48B, 48SB, 48SQB | L1=1082 - L2=1275 |
| 181030057/0 | 7313323005892 | Thread engine brake cable | Collector 53 SB. Combi: 48 SEQ, 48 SVQ, 55 SQ, 55 SEQ, Twinclip 55 SEQ B | L1=1192 - L2=1385 |
| 181030077/0 | 7313323005984 | Thread engine brake cable | Turbo Power 50SB, 53SB, 53SH | L1=1040 - L2=1233 |
| 181030087/0 | 7313323006011 | Thread engine brake cable | Combi 53 S, 53 SB, Multiclip 50S (2016-), Multiclip 50 S, Twinclip 50 S B, 55 SVEQ B, 50 SVE-R B | L1=1040 - L2=1308 |
| 181030069/1 | 7313323015600 | Thread engine brake cable | Multiclip 50 Blue, 50S Blue, 50B, 50SB, Multiclip 47 QH, Combi 48 S H | L1=1087 - L2=1284 |
| 181030070/0 | 7313323005953 | Thread engine brake cable | Combi 48 SQH, 53 SQH, Twinclip 55 SB, 55 SV H, 55 SVEQ B, 50 SH, 55 SB, 50 SVEQ B, 55 SH BBC, 55 S-RH BBC | L1=1150 - L2=1347 |
| 181030099/0 | 7313323015617 | Thread engine brake cable | Turbo 48 SB, 48 SEB, 48 SH, 48 SEV Q B | L1=1050 - L2=1273 |
| 181030100/0 | 7313323015624 | Thread engine brake cable | Turbo 53 S4QH, 53 SEV Q B | L1=1090 - L2=1313 |
| 181030101/0 | 7313323015631 | Thread engine brake cable | Turbo Power 50 SB, 53 SB | L1=1012 - L2=1333 |
| 181030084/0 | 7313323006004 | Thread engine brake cable | Multiclip 47 Blue, Multiclip 47 S Blue | |
| 181030079/0 | 7313323005991 | Thread engine brake cable | Multiclip 47 QB, Multiclip 47 SQB, Multiclip 47 SEQ B | |
| 181030054/0 | 7313323005878 | Thread engine brake cable | Combi 43, 48, 48 S, 48 SQ | |
| 181030106/0 | 7313323180377 | Thread engine brake cable | Collector 48 S B. Combi: 48 Q B, 48 SEQ B, 48 SQ B, 48 SQ H, 50 SQ B, 50 SEQ B, 50 SQ H, 55 SQ B, 55 SQ H, 50 SVEQ B. Twinclip 50 SEQ B | |
| 181030105/0 | 7313323180360 | Thread engine brake cable | Combi: 48 SQ, 50 SQ | L1=1564 - L2=1360 |
| 181000631/0 | 8008984247208 | Thread engine brake cable | Multiclip 50 B, 50 S B (2011-) | L1=1022 - L2=1215 |
| 181000634/0 | 8008984247239 | Thread engine brake cable | Multiclip 50; Multiclip 50 S (2011-) | L1=1040 - L2=1233 |
| 181000685/0 | 7313323004413 | Thread engine brake cable | Dino 47 (2011-), 47B | L1=935 - L2=1205 |
| 181030129/0 | 7313323180391 | Thread engine brake cable | Twinclip 55 SV H | L1=1220 - L2=1413 |
| 181030137/0 | 7313323228154 | Thread engine brake cable | Combi 55 SQ | |

Variator Traction Cables



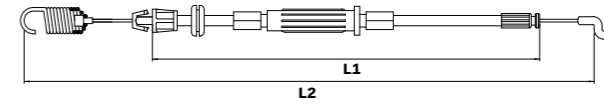
| Code | EAN | Description | Fits for | Dimensions (mm) |
|-------------|---------------|-------------------------|--|-------------------|
| 381030109/0 | 7313323192547 | Variator traction cable | Combi 48 SVQ; Turbo 48 SVEQ B | L1=1090 - L2=1229 |
| 381030117/0 | 7313323192592 | Variator traction cable | Combi 50 SVEQ B | L1=1215 - L2=1357 |
| 381030119/0 | 7313323192615 | Variator traction cable | Combi 55 SVEQ B, 55 SH BBC, 55 S-R H BBC, 50 SVE-R B | L1=1245 - L2=1339 |

Base Handle Cursor Comand Cable



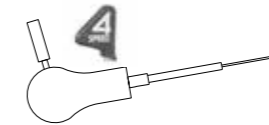
| Code | EAN | Description | Fits for | Dimensions (mm) |
|-------------|---------------|---------------------------------|--|-----------------|
| 381030123/0 | 7313323192646 | Base handle cursor comand cable | Twinclip: 50SH, 50 S B, 55 S B, 50 SVEQ B, 55 SVEQ B, 55 S H BBC, 55 S-R H BBC, 50 SVE-R B | L1=474 - L2=536 |

Rear Drive Cables



| Code | EAN | Description | Fits for | Dimensions (mm) |
|-------------|---------------|-----------------------------|---|---------------------|
| 381000734/1 | 7313323010407 | Rear drive cable | Multiclip 50 S; Multiclip 50 S B (2011-) | L1=1510 - L2=1774 |
| 381000745/1 | 7313323010438 | Rear drive cable | Multiclip 50 S Rental B, 50 SE Rental B, 50 S Special B, 53 S Rental B, 50 S H, Pro 50 S Svan, Pro 53 S Svan, Pro 53 4S Svan, 50 S Plus, 50 S Rental (2011-), Multiclip Pro 50 S4 INOX Svan, Multiclip Pro 53 S B, Multiclip Pro 53 SV | L1=1330 - L2=1506 |
| 381030067/0 | 7313323013149 | Rear drive cable | Turbo Excel 50 S B, Excel 50 SE B, Excel 55 S B; Turbo X3 50 S; Turbo X3 50 S H; Turbo X3 55 S B (2011-), Excel 50 S B, 50 S4Q INOX B, 55 S H, Excel 55 SQ B | L1=1130 - L2=1409 |
| 381030068/0 | 7313323013156 | Rear drive cable | Turbo Excel 50 S H AVS, Excel 55 S H AVS, Excel 55 S H BBC (2011-), Excel 55 SVQ H, Excel 50 SVQ B | L1=1100 - L2=1414 |
| 381030051/0 | 7313328002148 | Rear drive cable | Combi 48 SQ BW, 48 SQ BW B, 48 S, 48 S QB, 48 SB, 48 S H, 53 S, 53 SQ B, 53 SB, 53 SQ BW, 53 SEQ BW, Combi 53 SQ BW B (2011-), Collector 48 SB | L1=1170 - L2=1361 |
| 381030075/0 | 7313323013163 | Rear drive cable | Turbo 48 S BW Plus B, 48 S BW Plus H, 48 SB, 48 SH; Turbo 53 S BW Plus B, 53 S BW Plus H(2011-), Turbo 53 S H | L1=1137 - L2=1409 |
| 381030078/1 | 7313323018328 | Rear drive cable | Turbo Power 50 SB, 53 SB, 53 SH | L1=1130 - L2=1416 |
| 381030092/1 | 7313323018342 | Rear drive cable | Combi 48 SQ, 48 SQB, 48 SEQ B, 48 SQH, 53 SQ, 53 SEQ, 53 SQB, 53 SQH | L1=1170 - L2=1366 |
| 381030097/0 | 7313323018366 | Rear drive cable | Turbo Power 48 SB, 48 SEB, 48 SH, 53 S4QH, 53 SVQ H, 53 SEV Q B, Turbo 48 SEV Q B | L1=1102 - L2=1398 |
| 381030098/0 | 7313323018373 | Rear drive cable | Turbo Power 50 SB, 53 SB | L1=1102 - L2=1416 |
| 381030085/0 | 7313323013217 | Rear drive cable | Combi 48 SAE, Combi 43 S AE | |
| 381030124/0 | 7313323192653 | Rear drive cable | Combi 50 SAE | |
| 381030104/0 | 8008984818750 | Rear drive cable | Collector 48 S B. Combi 48 SEQ B, 48 SEQ, 48 SQ B, 48 SQ H, 48 SQ, 48 SVQ, 50 SQ, 55 SQ, 55 SEQ, 50 SQB, 50 SEQ B, 50 SQ H, 55 SQ B, 55 SQ H, 50 SVEQ B | L1=1563 - L2=1416 |
| 381030130/0 | 7313323192691 | Rear drive cable (lower) | Twinclip 55 SV H | L1=335 - L2=401 |
| 381030127/0 | 7313323192684 | Rear drive cable (upper) | Twinclip 55 SV H | L1=955 - L2=1180 |
| 381030131/0 | 7313323192707 | Rear drive cable | Multiclip 47 S | L1=1535 - L2=1771 |
| 381030132/0 | 7313323192714 | Rear drive cable | Multiclip 47 SQ | L1=1590 - L2=1771 |
| 381030133/0 | 7313323192721 | Rear drive cable | Multiclip: PRO 50 SX H, PRO 950 SX AE, 50 SXE B. | L1=1330 - L2=1515 |
| 381030118/0 | 7313323192608 | Rear drive cable | Twinclip: 50 S, 50 SQ H, 50 SVEQ B, 55 SVEQ H, 55 S H BBC, 55 S-R H BBC | L1=1345 - L2=1552 |
| 381030143/0 | 7313323234469 | Rear drive cable | Combi: 48 SEQ B, 48 SQ B, 48 SQ, 48 SVQ H, 53 SEQ B, 53 SQ B, 53 SQ, 53 SVQ H | L1=1265 - L2=1467 |
| 381030012/0 | 7313323018298 | Rear drive cable | Combi 48ES | L1=1115 - L2=1379 |
| 381030082/0 | 7313323013194 | Rear drive cable | Collector 46 S, 46 SB, 46 SH, 53 SB | L1=1240 - L2=1412 |
| 381030083/0 | 7313323013200 | Rear drive cable | Multiclip 50 S, 50SB (-2013) | L1=1590 - L2=1762 |
| 381030096/1 | 7313323192493 | Rear drive cable | Multiclip 50 S Blue, 50 S (2014-), 50 SH, 47 SQB, 50 SE (2016-), 47 (2016-), 47 SEQ B | L1=1590 - L2=1757 |
| 381030103/1 | 7313323192516 | Rear drive cable | Multiclip 47 S Blue, 47 S AE, 50 S AE | L1=1477 - L2=1474 |
| 381030118/0 | 7313323192608 | Rear drive cable | Twinclip 50 SB, 50 SE Q B, 55 SB, 55 SEQ B, 50 S, 55 SVEQ B, 50 SH, 55 S B, 50 SVEQ B, 55 SVEQ B, 55 S H BBC, 55 S-R H BBC, 50 SVE-R B | L1= 1345 - L2= 1540 |
| 381030095/0 | 7313323013224 | Rear drive cable | Multiclip Plus 50 S, 50 SE, 50 SE B, Multiclip Rental 50 SB, 50 SEB, Multiclip Pro 50 S Svan, Multiclip Plus 50 SEV B | L1=1330 - L2=1494 |
| 381030127/0 | 7313323192684 | Rear drive cable | Twinclip 50 SVH, 55 SVH | L1=955 - L2=1181 |
| 381030130/0 | 7313323192691 | Rear drive cable | Twinclip 50 SVH, 55 SVH | L1= 335 - L2= 419 |

Speed Control Cables



| Code | EAN | Description | Fits for | Dimensions |
|-------------|---------------|---------------------|--------------------------|------------|
| 381007098/0 | 7313323012227 | Speed control cable | Multiclip Pro 55 S4B | - |
| 381007112/0 | 7313323012258 | Speed control cable | Multiclip Pro 53 S4 Svan | - |
| 381007110/0 | 7313323012241 | Speed control cable | Turbo 53 S4Q H | - |
| 381007189/0 | 7313323012265 | Speed control cable | Excel 50 S4Q B, 55 S4Q H | - |

FRONT MOWERS & LAWN TRACTORS

Belt Pulleys




| Code | EAN | Pos | Description | Fits for | Note | Use with Nuts&Bolts |
|--------------|---------------|-----|-------------------------|---|--------------------------|---------------------|
| 1137-0950-01 | 7313323086143 | 1 | Belt pulley | 78 Combi, 90 Combi | Ø 141 mm | |
| 1134-9137-01 | 7313329131427 | 2 | Toothed pulley | 78, 90 Combi, Primo | Kit of 2 pcs. | |
| 1134-3679-01 | 7313329132059 | 3 | Toothed belt pulley | Park 92M, 102M, 107M, 121M, Villa 85M, 92M, 102M, 107M, Ready | Outer | TYPE J |
| 1134-4321-01 | 7313323077837 | 4 | Toothed belt pulley | Park 92M, 107M, Villa 107M | One half | TYPE J |
| 1134-9128-03 | 7313323207869 | 5 | Pulley w/o hub | Park 95C, 105C (2010-2017) | Only for decks from 2010 | |
| 387605029/0 | 7313323232878 | 6 | Toothed pulley assembly | Park 95C | | |
| 1134-3679-02 | 7313323076137 | 7 | Toothed belt pulley | Park 102M, 121M, Villa 85M, 102M, Ready | Centre | TYPE J |
| 1134-3419-01 | 7313323075703 | 8 | Belt pulley | Park 102M, 121M, Villa 102M | Ø 142 mm | |
| 1134-5128-01 | 7313323079626 | 9 | Toothed belt pulley | Park 107M HD | | |
| 1137-0006-01 | 7313323084651 | 10 | Pulley-transaxle | Park, Villa, Ready, Garden | Ø 154 mm | |
| 387605002/0 | 7313323196705 | 11 | Centre pulley | Park, Villa, Ready | | |

Tension Rollers



| Code | EAN | Pos | Description | Fits for | Note |
|--------------|---------------|------|------------------------|--|----------------------------|
| 1134-5048-01 | 7313323079367 | 1 | Tension roller (steel) | Garden, Scoop | Spacer 1134-5047-01 needed |
| 387605009/0 | 7313323232830 | 2 | Tension roller | Park | |
| 387605011/0 | 7313323232847 | 3 | Tension roller | Park, Park Compact 16, Park 320 M, Park Compact 16 4WD, Park 340 MX, Park Pro 540 IX, Park Pro 740 IOX | |
| 387605002/0 | 7313323196705 | 4 | Tension roller | Park, Primo | |
| 387605008/0 | 8008984820494 | 5 | Tension roller | Villa 320 - 520 - 720 - 13 - 13 HST, Ready, Park 120 - 220, e-Park 220, Garden, Scoop, Primo | |
| 1134-4686-01 | 7313323078308 | 6 | Tension roller | Park 92M, 107M, Villa 92M | |
| 1134-0698-00 | 7313323073136 | 7 | Tension roller | Park 100B, 110 Combi, 125 Combi, Villa 85B | |
| 1134-3043-01 | 7313323075086 | 8 | Tension roller | Villa | |
| 387605016/0 | 7313323196798 | 9 | Tension roller | Villa, Ready | Fits also 85B, 107M.110S |
| 1134-1322-02 | 7313323073259 | 10 | Tension roller spring | Park | |
| 1134-1322-01 | 7313323073242 | 11 | Tension roller spring | Park, Villa | |
| 1131-1507-00 | 7313323072542 | n.a. | Tension roller spring | Villa 320 - 520, Park 120 - 220 | |

Lifting Devices



| Code | EAN | Pos | Description | Fits for | Note |
|--------------|---------------|------|------------------|--|--------------------------|
| 1134-4688-02 | 7313323078322 | 1 | Lift spring assy | Park: 92M, 107M, 121M - Villa: 107M | |
| 387432003/0 | 7313323196132 | 2 | Lift spring | 100 Combi 3 - Park: 110 C Pro, 125 C Pro | L=237 mm |
| 1134-6365-03 | 7313323083333 | 2 | Lift spring | Park 105 C - Villa 105 C | L=222 mm |
| 1134-2535-01 | 7313323074287 | 3 | Lift spring | Park: 100B, 100M, 102M, 107M, 121M | |
| 1134-6565-01 | 7313323083852 | 4 | Lift wire | Primo | |
| 1134-2314-01 | 7313323074119 | 5 | Lift wire | Park 100B | L=262 mm |
| 1134-2314-02 | 7313323074126 | 5 | Lift wire | Park: 100M, 102M, 107M, 121M | L=302 mm |
| 1134-2314-03 | 7313323074133 | 5 | Lift wire | Villa 102M | L=232 mm |
| 187000206/0 | 7313323181909 | 6 | Lift wire | Par 120, 122 | |
| 1137-0917-01 | 7313323086099 | 6 | Lift wire | Villa: 320, 520, 720 (Cutting decks Combi: 78, 90) | L=1595 mm (total lenght) |
| 1134-5528-01 | 7313323080752 | 7 | Snap hook | 100 Combi 3 - Park: 95 C, 105 C, 110 C Pro, 125 C Pro - Villa: 85 C, 95 C, 105 C | |
| 1134-2629-01 | 7313323074386 | 8 | Schackle | 100 Combi 3 - Park: 110 C Pro, 125 C Pro | |
| 1134-6182-01 | 7313323082435 | 9 | Male terminal | 100 Combi 3 - Park: 95 C, 105 C, 110 C Pro, 125 C Pro - Villa: 95 C, 105 C | |
| 1134-3051-01 | 7313323075109 | 10 | Button do. | Park: 92M, 95 C, 100M, 102M, 107M, 105M, 110 C, 121M, 125 Combi Pro - Villa: 85M, 92M, 95 C, 102M, 105 C, 107M | |
| 1134-5625-01 | 7313323080912 | n.a. | Lift spring | Park 95 C - Villa 95 C | |

Casing Wheels - Guard Rollers



| Code | EAN | Pos | Description | Fits for | Note |
|--------------|---------------|-----|-----------------|---|---------------|
| 1134-9139-01 | 7313323084552 | 1 | Casing wheel | 78 Combi, 90 Combi, Primo | |
| 1134-9140-01 | 7313329131441 | 1 | Wheel bushing | Primo front wheels | Kit of 2 pcs. |
| 1134-9126-01 | 7313329131304 | 2 | Support rollers | 85, 95, 105 Combi | Kit of 2 pcs. |
| 1134-4284-01 | 7313323077660 | 3 | Casing wheel | Park 92M, 107M, 125 Combi, Villa 92M, 107M, 85, 95, 105 Combi | |
| 1134-4319-01 | 7313323077813 | 4 | Bearing | Park 92M, 107M, 125 Combi, Villa 92M, 107M, 85, 95, 105 Combi | |
| 1134-4318-01 | 7313323077806 | 5 | Sleeve | Park 92M, 107M, 125 Combi, Villa 92M, 107M, 85, 95, 105 Combi | |
| 1134-2405-01 | 7313323074140 | 6 | Casing wheel | Park 100M, 102M, 121M, Villa 85M, 102M | |
| 1134-2406-01 | 7313323074157 | 7 | Guard roller | Park 100M, 102M, 121M, Villa 85M, 102M | |
| 1134-3434-01 | 7313323093882 | 8 | Guard roller | Park 100M, 102M, 107M, 121M, 125 Combi | |
| 1134-5884-01 | 7313323081650 | 9 | Pivoting wheel | Park 110 Combi, 125 Combi, 107M HD | |

Other



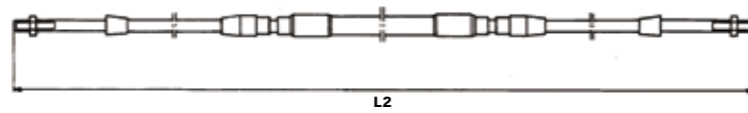
| Code | EAN | Pos | Description | Fits for | Note |
|--------------|---------------|-----|----------------------|--|-----------------|
| 1134-7465-01 | 7313323084293 | 1 | Quick connections | Park w. RAC-system | Kit of 2 pcs. |
| 1134-6340-02 | 7313323083203 | 2 | Foot rest | Park drive pedal | |
| 1319-1721-01 | 7313323089632 | 3 | Tine | Park flail mower | 1-pc |
| 1319-1772-01 | 7313323089755 | 3 | Tine | Park flail mower | Kit of 104 pcs. |
| 1811-9013-02 | 7313329180340 | 4 | Shear bolt | Park 2-stage snow thrower | Kit of 2 pcs. |
| 1139-1415-01 | 7313323087546 | 5 | Bushing do. | KTM10, K62 transmission | |
| 1139-1044-01 | 7313323086518 | 6 | Seal ring-wheel axle | KTM10, K62 transmission | Ø 25.4 mm |
| 1139-1414-01 | 7313323087539 | 7 | Bushing do. | K46, K574 transmission | |
| 1139-1080-01 | 7313323086563 | 8 | Seal ring-wheel axle | K46, K574 transmission | Ø 19 mm |
| 1134-4109-01 | 7313323077141 | 9 | Oil filter | Park Pro 20 | |
| 118399402/0 | 7313323134899 | 9 | Oil filter | Park Pro Diesel, Park Pro 740 IOX | |
| 118803490/0 | 7313323142818 | 9 | Oil filter | Park Pro 540 IX, 740 IOX | |
| 1139-1186-01 | 7313323086853 | 10 | Oil filter | Park Pro 20, Pro Diesel | |
| 1134-5962-02 | 7313323081797 | 11 | Oil filter (paper) | Park Pro 4WD (2007-) | |
| 1134-5962-01 | 7313323081780 | 12 | Oil filter (metal) | Park 4WD (2005-2006) | |
| 137038009/0 | 7313323179357 | 13 | Bronze bearing | Park, Villa | |
| 1134-9024-01 | 7313329110835 | 14 | Plastic bearing | Park, Villa, Garden, Primo | Kit of 4 pcs. |
| 1134-4904-01 | 7313323078957 | 15 | Hood lock kit | Villa | |
| 1134-9028-01 | 7313329110873 | 16 | Rubber strap | Park, Villa | Kit of 4 pcs. |
| 1134-4064-01 | 7313323077028 | 17 | Tank cap w. gauge | Park | |
| 1134-3224-01 | 7313323075390 | 18 | Fuel shut-off valve | Park, Villa, Ready, Scoop, Garden, Villa 320/520 | |
| 1134-3225-01 | 7313323075406 | 19 | Rubber sleeve do. | | |
| 125795001/1 | 7313323120199 | 20 | Tank cap | Park, Villa, Ready, Primo, Villa 320/520 | |

Electric Parts



| Code | EAN | Pos | Description | Fits for | Note |
|--------------|---------------|-----|------------------|---|------------------------|
| 1134-1814-01 | 7313323073600 | 1 | Ignition switch | Park, Villa, Garden, Scoop ES | Ignition key incl. |
| 1134-4093-01 | 7313323077127 | 2 | Ignition switch | Park, Villa, Ready, Primo, Villa 320/520 | Ignition key not incl. |
| 118736112/0 | 8008984820104 | 3 | Solenoid | Park consumer, Park Consumer High, Park Pro, Primo, Ready, Ride-on 72, Scoop, Garden, Villa 320/520 | |
| 1134-2848-01 | 7313329130536 | 4 | Ignition key do. | Park consumer, Park Pro, Villa, Estate, Garden, Scoop, Multiclip, Silent, Tornado, | Sold in pairs |
| 1134-3368-01 | 7313323075567 | 5 | Ignition key do. | Park consumer, Park Pro | 1-pc. |
| 1134-4734-01 | 7313323078476 | 6 | Ignition key do. | Most front mowers | |
| 9400-0282-01 | 7313323095022 | 7 | Switch | Park, Villa, Villa 320/520 | |
| 9400-0283-01 | 7313323095039 | 7 | Switch | Park Pro 20, Pro Diesel | |
| 1134-3399-02 | 7313323075642 | 8 | Switch | Park, Villa, Ready, Garden | |
| 1134-3399-01 | 7313323093875 | 9 | Switch | Park, Villa | |
| 1134-2871-03 | 7313323093868 | 10 | Relay | Park, Villa, Primo, Villa 320/520 | 5 connections |
| 1134-2871-01 | 7313323093851 | 11 | Relay | Park, Villa 320/520 | 4 connections |

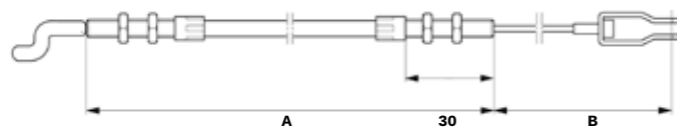
Cables



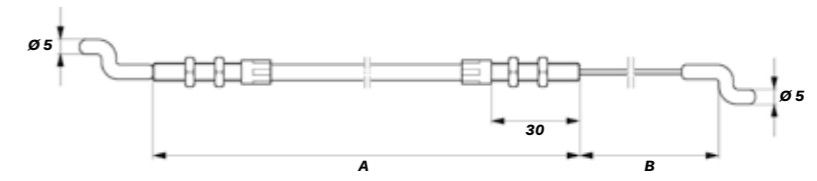
| Code | EAN | Description | Fits for | Dimensions (mm) |
|--------------|---------------|-----------------|--|-----------------|
| 1134-0280-00 | 7313323072825 | Gearshift cable | Park 2000 (1974-84) | L2= 896 |
| 1134-2031-02 | 7313323073952 | Gearshift cable | Park (1985-99) | L2=1337 |
| 1134-2766-02 | 7313323074430 | Control cable | Park Pro 16, 18 (1994-99) | L2=1229 |
| 1134-2766-03 | 7313323074447 | Control cable | Park 13HST, President (1994-99) | L2=1304 |
| 1134-2766-04 | 7313323074454 | Control cable | Park Pro 16, 18, 20 (2000-05) | L2=1310 |
| 1134-2766-05 | 7313323074461 | Control cable | Park President, Royal, Compact HST (2000-), Park: 340 PWX/340 PX | L2=1250 |
| 1134-2766-06 | 7313323074478 | Control cable | Park Senator (2000-03) | L2=1420 |
| 1134-2766-07 | 7313323074485 | Control cable | Park Compact (2004-) | L2=1489 |
| 1134-2766-08 | 7313323074492 | Control cable | Park Pro 4WD (2005-2014) | L2=960 |
| 1134-2766-10 | 7313323074508 | Control cable | Villa 320/520, Park 120, 220 | L2=1755 |
| 187000210/0 | 7313323181930 | Control cable | Park Pro (2015-) | L2=1040 |



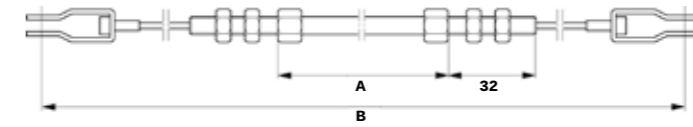
| Code | EAN | Description | Fits for | Dimensions (mm) |
|--------------|---------------|---------------|-------------------------------|------------------|
| 1134-4006-01 | 7313323076861 | Control cable | Park Pro 16, 18, 20 (2000-05) | A= 1130 - B= 135 |
| 137065319/0 | 7313323207807 | Brake cable | Park Pro 4WD (2006-) | A=670 - B=268 |



| Code | EAN | Description | Fits for | Dimensions (mm) |
|--------------|---------------|---------------|--|-----------------|
| 1134-4058-01 | 7313323077004 | Control cable | Park Senator (2000-03), Park Compact (2004-2008) | A=680 - B=150 |
| 1134-3573-01 | 7313323075888 | PTO cable | Park (1985-99) | A=315 - B=146 |
| 1134-3573-02 | 7313323075895 | Brake cable | Park (1989-99), President (1995-99) | A=884 - B=179 |
| 1134-3573-03 | 7313323075901 | PTO cable | Park (2000-2013) | A=804 - B=126 |
| 1134-3573-04 | 7313323075918 | PTO cable | Villa II (2003-06) | A=427 - B=123 |
| 1134-3573-05 | 7313323075925 | PTO cable | Park Compact (2004-), Park: 340 PWX/340 PX | A=395 - B=110 |
| 1134-3573-06 | 7313323075932 | PTO cable | Ready (2004-), Villa (2007-) | A=460 - B=172 |
| 1137-0992-01 | 7313323086273 | Brake cable | Villa 320/520, Park 120, 220 | A=1445 - B=150 |

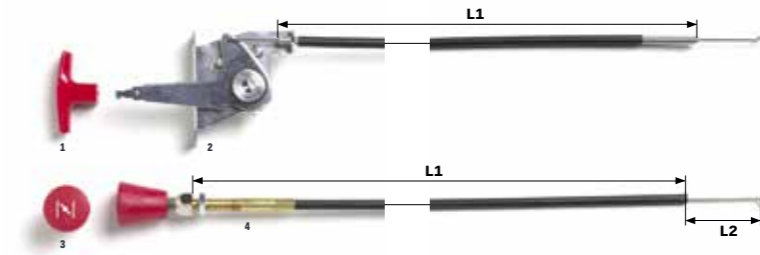


| Code | EAN | Description | Fits for | Dimension |
|--------------|---------------|---------------|--|-----------------|
| 1134-3584-01 | 7313323075956 | Control cable | Park 16HST, 18HST (1994-99) | A= 800 - B= 200 |
| 1134-3584-02 | 7313323075963 | Control cable | Park Pro 16, 18, 20 (2000-05) | A= 840 - B= 150 |
| 1134-3584-03 | 7313323075970 | Control cable | Park President, Comfort, Royal and more (2000-2010) | A= 775 - B= 171 |
| 187000211/1 | 7313323228529 | Control cable | Park: 340 PWX/340 PX, Park Compact 4WD (2006-), Prestige (2006-) | A= 755 - B= 280 |
| 1134-3410-02 | 7313323075680 | Brake cable | Park (1994-99), Park Senator, Compact (- 2008) | A= 878 - B= 170 |




| Code | EAN | Description | Fits for | Dimensions (mm) |
|--------------|---------------|--------------|---------------------------------|-------------------|
| 1134-0226-00 | 7313323072788 | Clutch cable | Park 2000 (1975-84) | L1=1086 - L2=1350 |
| 1134-2030-04 | 7313323073938 | Clutch cable | Park (1985-99) | A=788 - B=540 |
| 1134-2030-11 | 7313323073945 | Clutch cable | Park 13HST, President (1995-99) | A=808 - B=540 |

Throttle cables



| Code | EAN | Description | Fits for | Dimensions (mm) |
|--------------|---------------|------------------|--|-----------------|
| 1134-7284-01 | 7313323084255 | Knob do. | Not included in the throttle control | |
| 337592150/0 | 7313323190321 | Knob do. | Park Pro 340X, 540 IX, 740 IOX, 340 IX | |
| 1134-1975-01 | 7313323073815 | Throttle control | Villa I (-2003) | L1=520 |
| 1134-1975-03 | 7313323073822 | Throttle control | Park 2000, Park 2002 (1984-85) | L1=1430 |
| 1134-1975-05 | 7313323073839 | Throttle control | Garden 6 (1984-92) | L1=376 |
| 1134-1975-09 | 7313323073846 | Throttle control | Park 2002, 12 (1986-91) | L1=1302 |
| 1134-1975-11 | 7313323073853 | Throttle control | Park 10, 11, 12, 13 (1992-99) | L1=1250 |
| 1134-1975-12 | 7313323073860 | Throttle control | Park 16, 18 (1998-99) | L1=1690 |
| 187000201/1 | 7313323228482 | Throttle control | Park Pro 740 IOX (Briggs&Stratton) | L1=1870 |
| 187000202/1 | 7313323228499 | Throttle control | Park Pro 540 IX (Honda) | L1=2000 |
| 187000204/1 | 7313323228505 | Throttle control | Park Pro 340 IX (Briggs&Stratton) | L1=2000 |
| 187000205/1 | 7313323228512 | Throttle control | Park 340 PWX (B&S) | L1=2000 |
| 1134-4338-01 | 7313323077882 | Knob do. | Included in the choke control | |
| 1134-2872-01 | 7313323074799 | Choke control | Park (1990-99), Park (2005-2010) | L1=1768 - L2=42 |
| 1134-2872-02 | 7313323074805 | Choke control | Park Pro 16, 18, 20 (2000 - 2013) | L1=1405 - L2=55 |
| 1134-2872-03 | 7313323074812 | Choke control | Park Royal, Power (2000 - 2013) | L1=1509 - L2=46 |
| 1134-2872-04 | 7313323074829 | Choke control | Villa Royal (2003-06) | L1=952 - L2=46 |
| 1134-2872-05 | 7313323074836 | Choke control | Park Prestige, Power (2006 - 2009) | L1=1100 - L2=55 |
| 1137-0062-01 | 7313323084897 | Choke control | Park Pro (2010-), Park Pro 340 X | L1=1693 - L2=55 |
| 1137-0062-03 | 7313323084903 | Choke control | Park Ranger, Royal, Excellent (2011-) | L1=1496 - L2=59 |
| 137090200/0 | 7313323179500 | Choke control | Park Pro 540 IX, 740 IOX, 340 IX | L1=1925 - L2=45 |



| Code | EAN | Description | Fits for | Dimensions (mm) |
|--------------|---------------|----------------|---|-----------------|
| 1134-1597-11 | 7313323073426 | Throttle cable | Villa II w. B&S-engine (2001-06) | L1=568 - L2=64 |
| 1134-1597-12 | 7313323073433 | Throttle cable | Villa II w. Honda-engine (2001-06) | L1=1106 - L2=64 |
| 1134-1597-13 | 7313323073440 | Throttle cable | Ready (2004-), Villa 12 (2007-) | L1=680 - L2=64 |
| 1134-1597-14 | 7313323073457 | Throttle cable | Primo (2008 -2013) | L1=392 - L2=50 |
| 1134-4197-01 | 7313323077479 | Throttle cable | Park President, Comfort (2004 - 2010) | L1=925 - L2=62 |
| 1134-4197-03 | 7313323077486 | Throttle cable | Villa (2007-), Park Compact (2007-), Park Compact (2004-06), Park Compact WM14 (2007), Park 320 | L1=1350 - L2=62 |
| 1134-4197-05 | 7313323077493 | Throttle cable | Villa Silent (2009-) | L1=1400 - L2=62 |
| 1134-4195-01 | 7313323077431 | Throttle cable | Park Pro 16, 18, 20 (2000 - 2010) | L1=1413 - L2=60 |
| 1134-4195-02 | 7313323077448 | Throttle cable | Park Royal among others (2000 - 2007) | L1=1390 - L2=65 |
| 1134-4195-03 | 7313323077455 | Throttle cable | Park Pro (2005 - 2010) | L1=1713 - L2=60 |
| 1134-4195-04 | 7313323077462 | Throttle cable | Park Prestige, Power (2006 - 2009) | L1=1070 - L2=60 |
| 187000203/0 | 7313323181879 | Throttle cable | Park diesel (2015 -) | L1=910 - L2=150 |
| 1137-0063-01 | 7313323084910 | Throttle cable | Park Pro (2010-) | L1=1693 - L2=80 |
| 137065322/0 | 7313323207814 | Throttle cable | Park Residence, Plus, Prestige (2011-) | L1=925 - L2=70 |
| 137065323/0 | 7313323227843 | Throttle cable | Park Ranger, Royal, Excellent (2011-) | L1=1413 - L2=80 |

PROGRAMMING CABLE

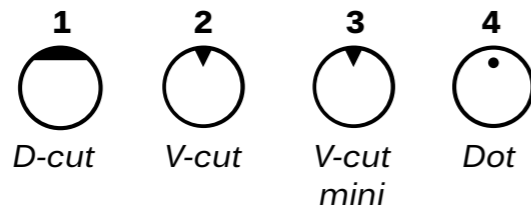


The STIGA diagnostic tool can be used on Park Pro 340 IX, Park Pro 540 IX and Park Pro 740 IOX. Once connected to the electronic card, the tool allows the following operations:

1. Software updates of the electronic cards
2. Diagnostic section to perform display check, keyboard check and seat switch check
3. Access to recorded data on the electronic card (hours of use, number of engine starts, number of battery warnings, max engine RPM reached, hours of use on slopes over 10°)
4. Transfer of recorded data from an electronic card to another (useful in case of electronic card replacement)

| Code | EAN | Description | Fits for |
|--------------|---------------|-----------------------|----------------------------------|
| 1134-9185-01 | 7313323127761 | Kit for Program cable | Park Pro Electric board (2015 -) |

SPECIAL SCREW DRIVERS



| Code | EAN | Pos | Description | Fits for |
|--------------|---------------|-----|------------------------|--|
| 123049000/1 | 7313323177445 | 1 | Screwdriver D-cut | SP382, SP 402-422-442, SP 472, SP 350, SP 400, SP 380, SP 482, SP 522, SP 375, SP 405, SP 36, SP 43, SP 46, SP 52, SPR 255 |
| 123049003/0 | 7313323177452 | 2 | Screwdriver V-cut | BT 325 - BJ 335 - BJ 345 (Mono - Duplex - Flex) - SBL 250 H - SBC: 226, 232, 242, 252. SGT 226 G |
| 1230499004/0 | 7313323071842 | 2 | Screwdriver V-cut | SHJ 550 (long handle screwdriver) |
| 123049005/0 | 7313323177469 | 3 | Screwdriver V-cut mini | ST 28 J - SB 44 |
| 123049006/0 | 7313323235947 | 4 | Screwdriver Dot | SMT226 (Maximum speed adj.) |
| 123049007/0 | 7313323235954 | 4 | Screwdriver Dot mini | SMT226 (Idle speed adj.) |





www.stiga.com

8290-0107-00